



ACADEMIC WORLD SCHOOL™ BEMETARA

SUMMER VACATION ASSIGNMENT

Session 2022-23

Grade: III

GENERAL GUIDELINES:

1. USE A SEPARATE NOTE BOOK FOR EACH SUBJECT (100 Pages). Activity based Homework to be done in a separate file.
2. **Do not copy & paste from the Internet.** Questions will be asked verbally on the content of the assignments given.
3. Submission of Holidays HW : **15th June, 2022.** Marks will be deducted if not submitted by the due date.
4. The Holidays Homework can be downloaded from the school's website: www.academicworld.co.in and School's ERP
5. For Assignment related queries, do contact the subject teacher via e-mail given underneath every subject assignment.

1. English:

1. Choose 50 new words from your English Course, Science and S.st book and arrange the words into alphabetical order along with their meanings and create a dictionary.

For Example:

Word	Meaning	Example in Sentence.
able	when you can do something	“Is your baby able to sit up?”
Banner	A sign or a flag	They saw a banner on education in the market
chide	Scold or rebuke	She chided us for arriving late.
Dab	A quick touch or tap	She dabbled talcum powder on her baby.
Earnest	Very serious, sincere intent	The shoemaker was very earnest.

2. “Parental love is the only love that is truly selfless, unconditional and forgiving”- Grandparents/ parents are precious gifts for us. How do you spend time with them? Write a small paragraph on it. Using the vocabulary hints.
Hints - nice, beautiful, loving, caring, helpful, smart, cheerful, amazing, supportive, affectionate, great, wonderful, jolly, intelligent, insightful, etc.
3. Write five describing words showing facial expressions. Paste their pictures and write the expression shown. For e.g. sad and write two sentences each using those expressions.

4. Read any one story given below and write ten sentences what do you like in that story.

<https://youtu.be/NobF5AvERyw>- Wise Totum

<https://youtu.be/f9oXd7vKUHS> - Clever Shoemaker

<https://youtu.be/N7XdGoquoBc>- The Golden Bread

❖ Contact me for help: 3 A, B – k.laxmi.kameshwari@academicworld.co.in

3 C – rita.ranipatnayak@academicworld.co.in

2. Hindi:

1. किसी एक कहानी पर आधारित सचित्र चित्रकथा लिखें और उस कहानी का शीर्षक भी स्वयं लिखें और एक पुस्तिका का निर्माण करें ।
2. वर्ग पहले से 50 अंगों के नाम खोजें ।



3. कहानी की लिंक <https://youtu.be/3YjKoEtKxR4> से कहानी सुनकर अपने पसंद के पात्र के विषय में तीन वाक्य लिखें ।
4. माँ से संबंधित कोई एक सुंदर सी कविता गाते हुए विडियो बना कर भेजें ।
(टिप्पणी – सभी छात्र गृहकार्य की नोटपुस्तिका अलग से बनाए और उसमें उत्तर लिखेंगे । किसी भी समस्या के समाधान हेतु निम्न ई मेल पते पर सम्पर्क करें ।

- ❖ **Contact me for help:** 3A - rashmi.amreeshgadre@academicworld.co.in
3B, C - rashmi.dhangar@academicworld.co.in

3. Mathematics:

1. Concept:- Symmetry & Pattern

Learning Objective - Students will be able to find out patterns in nature and their surroundings.

Draw 5 different patterns found in nature.

2. Concept:- Addition & Subtraction

Learning Objective - Students will be able to demonstrate the concept of addition and subtraction by solving the puzzle.

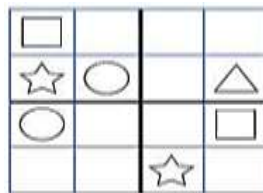
Solve the puzzle: -

	+	9	=		-	3	=	
+		+		-		-		-
	+	8	=	17	-		=	15
=		=		=		=		=
19	-		=		-	1	=	
-		-		+		+		+
9	+		=	17	-		=	10
=		=		=		=		=
	+	9	=		-		=	

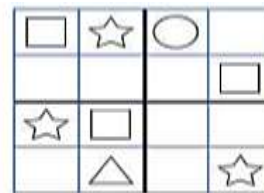
3. Concept:- Logical Reasoning

Learning Objective - Student will be able to solve the puzzle by understanding the logic involved in it.

Fill the grid with the 4 shapes in such that each shape is only used once in each row, column and region (marked 2 by 2 block)



4 by 4 Shape Sudoku



4 by 4 Shape Sudoku

4. Concept:- Lines and Angles

Learning Objective - Students will be able to learn about constellation and relate it with mathematical concept of lines and angles.

Draw 12 constellations by using points and line segments. Show the angles formed in it.

5. Concept:- Geometrical Shapes

Learning Objective – Students will be able to relate shapes they learnt with the real-life examples.

Observe and find the geometrical shapes (circle, triangle, square, rectangle and oval) in your edibles and make a list separately by pasting pictures.

6. Concept:- Visualization

Learning Objective - Students will be able to visualize shapes from different angles. And also know about the different roof tops according to the climatic condition of that place.

Draw 5 different types of roof tops in World. Why certain type of roof tops is made in different places?

4. **Science:**

1. **GERMS IN AIR (Observation): -**

Concept-



- Keep the pieces of bread in zip lock bags touched with hand, untouched, sanitized hand and washed hands for 5 days and observe the growth of micro-organisms.

Day	Container 1 Untouched	Container 2 Touched with dirty hands	Container 3 Sanitized hand	Container 4 Washed hands
Day 1				
Day 2				
Day 3				
Day 4				
Day 5				

Do the following observation, collect the pictures of the observation and paste it in your note book. Also draw the conclusion where does the micro-organism grow in large quantity.

Learning outcome- students will be able to explain that micro-organisms are present on our hand and the benefits of washing and sanitizing hands.

2. WATER PURIFICATION (Research):-

Concept-



- Conduct a survey on the source of drinking water using by 5 families and collect the information given in the following table.
- If any family does not use any purification method what suggestion you give them.
- Also suggest them some budget friendly solution for purification of drinking water.

S. No.	Source of Drinking water	Methods of Purification			
		Filtration (cloth/filter)	Boiling	Water filter	Water purifier (RO)
1.	Family 1				
2.	Family 2				
3.	Family 3				
4.	Family 4				
5.	Family 5				

Learning Objective- Student will be able to analyze the different purification of water for drinking purpose.

3. Food Pyramid (Model Making)

Concept- Balanced diet is a key to stay healthy. Follow the "Healthy Eating Food Pyramid" guide as you pick your food. Grains should be taken as the major dietary source. Eat more fruit and vegetables. Have a moderate amount of meat, fish, egg, milk and their alternatives. Reduce salt, fat/ oil and sugar.



Learning Objective- Student will be able to demonstrate the healthy eating food pyramid.

- ❖ **Contact me for help : 3 A, B - dushmi.kamde@academicworld.co
: 3 C - pranita.jadhao@academicworld.co.in**

5. **Social Studies:**

1. **Research: Staple food of different states of India-**

Students will research the staple food of different states and fill the table-

State Name	Staple Food	Nutrients Value	Climate required	Soil
Jammu and Kashmir				
Punjab				
Gujarat				
Chhattisgarh				
Maharashtra				
Kerala				

2. Working Model of Revolution of the Earth.

OR

Make a 3D Model of a pyramid showing the hierarchical order of the following:-

- City, b. Continent, c. Earth, d. District, e. Country, f. State

Learning Objective: -

- Students would be able to demonstrate the causes of seasons of the year.
- Students would be able to explain the order of land hierarchy.

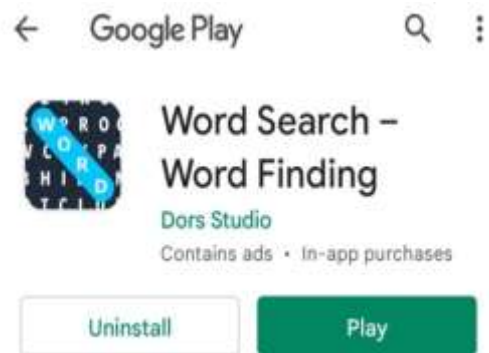
❖ **Contact me for help: 3A, C - dipanksha.sharma@academicworld.co.in
3B - romal.bhatia@academicworld.co.in**

6. Computer:

1. Download Word Search from the Play Store and create a puzzle with five input devices and five output devices.

Concept – Making puzzle

Learning Objective – Students will be to create puzzle which will enhance their analytical skill.



2. Download Kids paint from play store and draw any scenery and colour it .

Concept –Drawing tools

Learning Objective – Students will be to create scenery by their own which will enhance their creativity skill.

❖ **Contact me for help: 3A, B & C - k.gayatri@academicworld.co.in**