



# ACADEMIC WORLD SCHOOL™ BEMETARA

## SUMMER VACATION ASSIGNMENT

Session 2022-23

Grade: IV

### GENERAL GUIDELINES:

1. USE A SEPARATE NOTE BOOK FOR EACH SUBJECT ( 100 Pages). Activity based Homework to be done in a separate file.
2. **Do not copy & paste from the Internet.** Questions will be asked verbally on the content of the assignments given.
3. Submission of Holidays HW : **15th June, 2022.** Marks will be deducted if not submitted by the due date.
4. The Holidays Homework can be downloaded from the school's website: [www.academicworld.co.in](http://www.academicworld.co.in) and School's ERP
5. For Assignment related queries, do contact the subject teacher via e-mail given underneath every subject assignment.

### 1. English:

1. Choose **65 new words** from your English Course book and find their meaning. Arrange the words into alphabetical order and create a dictionary.

**For Example: Dictionary.**



Word	Meaning	Example in sentence.
1. <b>avuncular</b>	kind and friendly towards an younger person	The doctor is kind of avuncular.
2. <b>boundless</b>	endless without limit	I admire her boundless energy.
3. <b>chum</b>	good friend	Niharika is my childhood chum.
4. <b>dawn</b>	beginning of something	Nisha works from dawn to dusk.
5. <b>elation</b>	extreme happiness	His elation increased at the sight of the little girl he had saved.

**2. Use the picture clues and write a short story on it with a moral.**


**Steps to write a story:**

- ✓ Don't forget to add Title to your story.
- ✓ Write only in paragraph manner.
- ✓ Write in legible handwriting.
- ✓ Use the vocabulary hints:
  - \*Look and follow the order of the picture to create a story.
  - \*Each paragraph must contain at least three sentences.

Theme: At school

**Accident in the canteen**

Look at the pictures and helping words below.



join                      noodles                      lunch                      slippery  
embarrassed              fall down                      grateful                      help

14

**3. Imagine you are travelling from Raipur to your favourite holiday destination, by a train. Write your experience of that exciting journey.**

**(Word limit- 100-150)**

**You can use the vocabulary hints:**

(exciting, great, partners, transport, villages, towns, children, love, picturesque, beauty, nature, windows, watching, train, reach, arrival, departure, variety of food, vendors, salted peanuts, chips, chocolates, cold drinks,

parents, cheaper, safety, sharp horn of a train, at night, lights, stars, dark etc.....)



4. Read any of these classic stories as a part of leisure reading, and to inculcate book reading as a hobby.

- Snow white and the white dwarfs.
- The beauty and the beast
- The story of Cinderella
- Little Red Riding Hood

Now pick up any one of the story and fill the given story map.

Name: \_\_\_\_\_ Date: \_\_\_\_\_

**Problem**

Title \_\_\_\_\_ Author \_\_\_\_\_

The **problem** is what is wrong in the story.  
What is the **problem**?

\_\_\_\_\_

\_\_\_\_\_

\_\_\_\_\_

\_\_\_\_\_

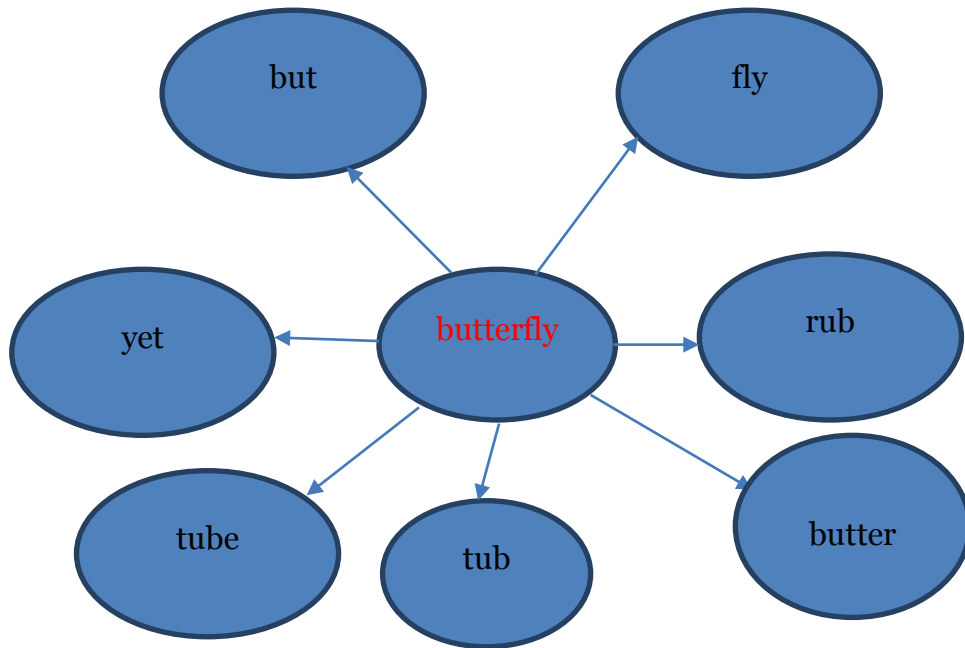
Draw a picture of the problem.

5. Let's have "Fun with Words". Make as many new words as you can from the given words. Select any one word and make a beautiful cutout on a half drawing sheet (size 56 cm by 35 cm) as shown below.

Words for the task-

- |                 |                  |
|-----------------|------------------|
| i) hippopotamus | iv) supernatural |
| ii) carpenter   | v) playground.   |
| iii) blackboard |                  |

**EXAMPLE-**



- ❖ **Contact me for help:** 4 A – [k.laxmi.kameshwari@academicworld.co.in](mailto:k.laxmi.kameshwari@academicworld.co.in)  
4 B, 4 C – [rita.ranipatnayak@academicworld.co.in](mailto:rita.ranipatnayak@academicworld.co.in)  
4 D – [sandhya.nair@academicworld.co.in](mailto:sandhya.nair@academicworld.co.in)

## 2. Hindi:

1) नीचे दिए चित्रों से संबंधित मुहावरे को लिखकर उनका सचित्र प्रदर्शन करें व अर्थ भी लिखें।



2) नीचे दी गई व्याकरण पर आधारित शब्द पहेली हल कर लिखिए।

**क्रियाकालाप - 3**

नीचे दी गई वर्ग पहेली में दो संज्ञा शब्द, तीन सर्वनाम शब्द, चार विशेषण शब्द और तीन क्रिया शब्द छिपे हुए हैं। उन्हें ढूँढ़ निकालो -

ला	म	सी	ना	क	उ	ह	अ
ल	का	ज	ल	उ	ज	म	इ
व	म	ह	रा	क	ला	झ	ज
स	ह	अ	सुं	व	र	ता	हैं
उ	स	भे	ग	क	दी	ग	स
ह	न	हा	ना	ग	द	उ	ना
म	ज	बु	त	ख	ज	न	र
उ	भी	त	र	ड	न	का	य

संज्ञा शब्द - .....

सर्वनाम शब्द - .....

विशेषण शब्द - .....

क्रिया शब्द - .....

3) कहानी की लिंक <https://youtu.be/XM1oVW-td0U> से कहानी सुनकर अपनी पसंद के पात्र के विषय में तीन वाक्य लिखें।

4) प्रकृति-प्रेम से संबंधित कोई एक सुंदर सी कविता गाते हुए वीडियो बनाएँ।

(टिप्पणी - सभी छात्र गृहकार्य की नोटपुस्तिका अलग से बनाए और उसमें उत्तर लिखेंगे। किसी भी समस्या के समाधान हेतु निम्न ई मेल पते पर सम्पर्क करें।

❖ **Contact me for help: 4A - rashmi.amreeshgadre@academicworld.co.in**

**4B, C- rashmi.dhangar@academicworld.co.in**

**4D - vaishali.choubey@academicworld.co.in**

### 3. Mathematics:

**1. Concept:-** Angles & its type

**Learning Objective** - Students will be able to demonstrate their understanding of basic geometrical shapes.

Make a model of different types of angles with the help of ice-cream sticks and write the kind of angle.

**2. Concept:-** Representation of data.

**Learning Objective** - Students will be able to represent the data through bar graph  
Collect information on maximum temperature of any 5 consecutive days of a week and interpret this information using a bar graph in a creative manner on A4 size coloured sheet.

**3. Concept:-** Shapes

**Learning Objective** - Students will be able to demonstrate their understanding by using it for making scenery

Make scenery using mathematical shapes (2-D & 3-D both)

**4. Concept:-** Patterns & Symmetry

**Learning Objective-** Students will be able to use the concept of pattern and symmetry in designing.

Draw the following by using lines only. (Small sticks can be used for lines).

- A rangoli design
- A bird/ an animal
- A hut/ A boat

**5. Concept:-** Time

**Learning Objective** - Students will be able to read and convert time in 12 Hrs. and 24 Hrs. clock formats.

Keep a record of the sun- rise and sunset time in your city from the newspaper for 10 days. Keep the record both in the 12- hour clock and in the 24- hour clock.

**6. Concept:-** Place Value

**Learning Objective** - Student will understand the concept of place value and demonstrate it through ABACUS.

To make an ABACUS MODEL on a chart paper showing the following numbers. Also write the PLACE VALUE of the BOLD RED coloured digit in the given numbers.

a) **6**745

c) 1**6**54

e) 4**2**01

b) **9**099

d) 5**8**63

❖ **Contact me for help :** 4A, B, C & D - [riya.lohia@academicworld.co.in](mailto:riya.lohia@academicworld.co.in)


## 4. Science:

**Make all the assignments in A4 size sheet and attach in a file:**

1. **Model:** To make a wiggle bot .

**Concept:** Basically this little “robot” is just a cup with marker legs that vibrates and spins due to the motor being off balance. As it jiggles around on a piece of paper it makes interesting designs.

**Learning objective:** self-efficacy, learning performance, self-confidence, and development of essential skills such as creative thinking.



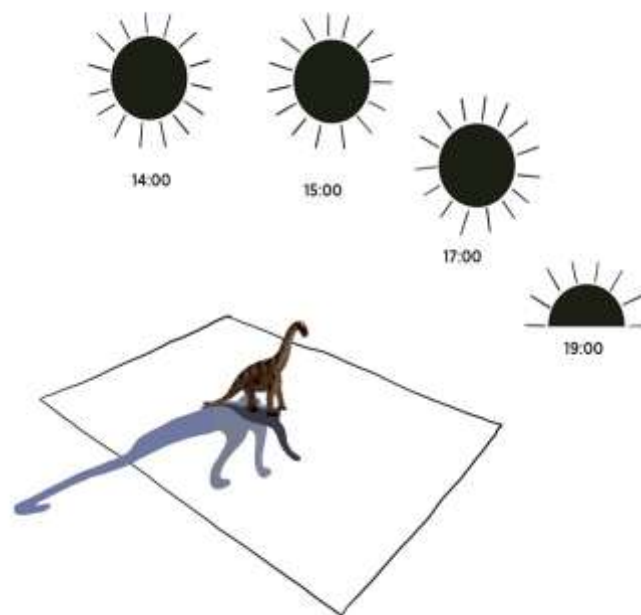
2. **Observation Based:** Note down the observations in a file and draw the different shadows and make a collage of it .

Watch the shadow of different toys change as the day goes by.

What happens to the shadow with time ?

Where is the sun in the sky?

Trace out your shadow to make a drawing out of the different shadows.



**Concept:** A shadow is **light blocked by an object**. The object can block all or part of the light. Shadows change size based on how close they are to the light source.

### Learning Objective:


- Make predictions about the way light travels and determine whether the predictions are correct.
  - Analyze how shadows are formed.
  - Demonstrate an understanding of the terms “translucent,” “opaque,” and “transparent” through the creation of shadows of toys .
  - Make observations about the properties of shadows based on the observation.
  - Create different shadow effects with a light source, toys , and screen to demonstrate an understanding that the properties of a shadow are determined by the intensity and position of the light source.
3. **Research Based:** Put Some soil in two glass jars. Sow some seeds in them. Keep the jars in sunlight and water them regularly. When the plants grow, close one jar and observe for 6- 10 days. What do you observe .Write in your notebook and give the reason for the same. And draw the pictures of every growth which you are going to observe in 2- 3 days of interval. And note down the observations along with a diagram in a below observation table.

Days	Diagram	Observation
Days 6		
Days 7		
Days 8		
Days 9		
Days 10		

**Concept:** Germination of seeds. Requirements of seed: Air, Water, Sunlight And Warmth.

**Learning Objective:** Students will learn:

- \* The fundamental importance of understanding germination and plant growth
- \* The organic materials needed for plant germination
- \* How photosynthesis drives plant growth
- \* Experiments that test germination needs



❖ **Contact me for help:**

4 A	–	<a href="mailto:ajyotsana.rao@academicworld.co.in">ajyotsana.rao@academicworld.co.in</a>
4 B & D	–	<a href="mailto:pranita.jadhao@academicworld.co.in">pranita.jadhao@academicworld.co.in</a>
4 C	–	<a href="mailto:dushmi.kamde@academicworld.co.in">dushmi.kamde@academicworld.co.in</a>



## 5. Social Studies:

### 1. Research: **Rise in petrol price-**

Students will research on the difference of petrol prices in India, Ukraine, Pakistan Russia, USA and UAE and they fill the data in the given table-

Name of the country	Name of Commodity	Prices	Causes	Effect



### 2. Working Model on renewable resources for example- Wind Mill, Solar Cooker, Solar Car, Biogas Plant e.t.c.

#### Learning Objectives:

- Students will be able to explain about the materials used by them.
- Students will be able to demonstrate the Model.

❖ **Contact me for help:** 4 A & C – [dipanksha.sharma@academicworld.co.in](mailto:dipanksha.sharma@academicworld.co.in)  
4 B & D – [romal.bhatia@academicworld.co.in](mailto:romal.bhatia@academicworld.co.in)

## 6. **Computer:**

1. Make a poster on netiquettes that you should follow while using internet using any poster making Mobile App.

*Concept* – Netiquettes

*Learning Objective* – Students will be able to make poster which will make them aware about rules while using internet.

2. Create an e-greeting card for your best friend's birthday using any online editor or e-greetings website or installing any e-card maker app on your mobile.

*Concept* – E-card

*Learning Objective* – Students will be to create e-card by their own which will enhance their creativity skill.

❖ **Contact me for help:**     4 A            – [atiatus.sabbur@academicworld.co.in](mailto:atiatus.sabbur@academicworld.co.in)  
   4 B, C & D – [k.gayatri@academicworld.co.in](mailto:k.gayatri@academicworld.co.in)