



ACADEMIC WORLD SCHOOL™ BEMETARA

SUMMER VACATION ASSIGNMENT

Session 2022-23

Grade: VIII

GENERAL GUIDELINES:

1. USE A SEPARATE NOTE BOOK FOR EACH SUBJECT (100 Pages). Activity based Homework to be done in a separate file.
2. **Do not copy & paste from the Internet.** Questions will be asked verbally on the content of the assignments given.
3. Submission of Holidays HW: **15th June, 2022.** Marks will be deducted if not submitted by the due date.
4. The Holidays Homework can be downloaded from the school's website: www.academicworld.co.in and School's ERP
5. For Assignment related queries, do contact the subject teacher via e-mail given underneath every subject assignment.

1. **English:**

1. Write a diary entry on daily basis sharing your happenings and experience during summer vacations (Example – your daily routine, your habits, new activities you are doing, the places you visited, what all you are learning, and how you felt being at home and so on). Diary entry should be on daily basis as the format discussed in class.

Note: - Make a diary from leftover notebooks, design the cover page by yourself and decorate it.

2. Make a Scrapbook and paste the cutting from newspaper of English news daily. Then underline one new word on it. Find the meaning and frame it in the sentence of your own.
3. Make a newsletter with the headline “Shower of Summer- An informative newsletter for all knowledge seekers. Follow the following format for preparation of the newsletter.

Heads and Titles

- a) Shower of summer- An informative newsletter for all knowledge seekers.
- b) Contents
- c) Comic Strip(The Landlady from Main Course book can be used as comic strip in newsletter)

d) Bio Poem

The format and sample bio poem is attached here with.

Bio Poem

A Bio-poem is a poem written about you. It does not have to rhyme. You just need to follow the format provided below and make sure to use colorful, lively words.

Bio-poem Format:

- Line 1: Your first name
- Line 2: 4 words that describe you
- Line 3: Brother or sister of...
- Line 4: Lover of...(3 ideas or people)
- Line 5: Who feels...(3 things or ideas)
- Line 6: Who needs...(3 things or ideas)
- Line 7: Who gives...(3 things or ideas)
- Line 8: Who fears...(3 things or ideas)
- Line 9: Who would like to seek...(3 things or ideas)
- Line 10: Resident of...(where you live)
- Line 11: Your last name

Bio Poem

Ryan

Friendly, obedient, and educated

Brother of Justin and Keanu

Lover of games, vacation, and computers

Who feels strongly about peace, family, and friends

Who needs a vacation, to work harder, and help out more

Who fears wars, natural disasters, and being tortured

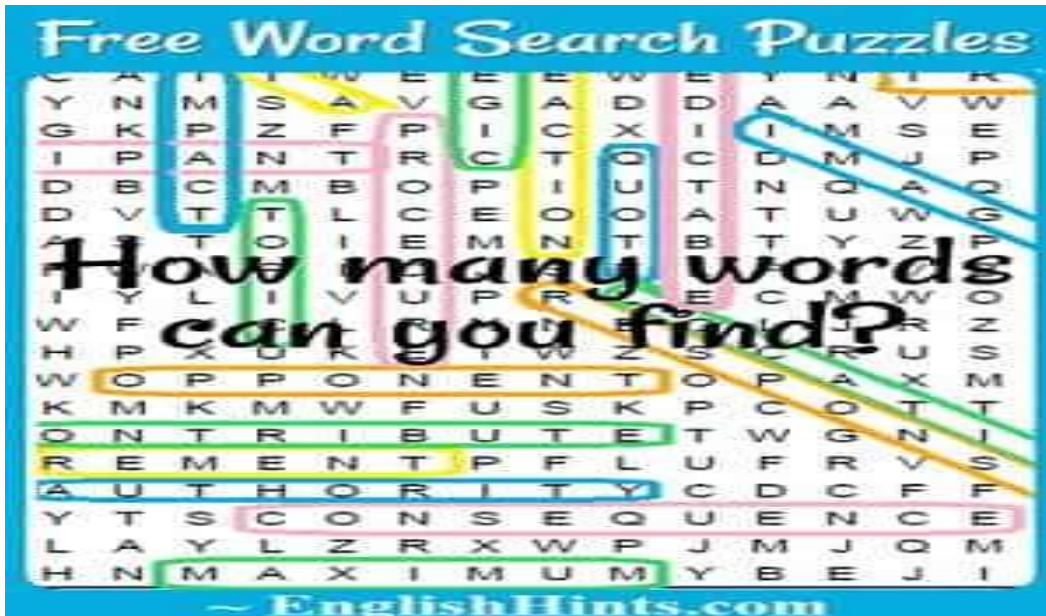
Who would like to see Japan, new places, and maybe video
games for free

Who gives help, money, and shares stuff

A resident of San Gabriel

e) English Vocabulary Puzzles

Some examples of English Vocabulary Puzzles are-



ACROSS

1. Come out on top
4. Monogram of "The Magic Flute" composer
7. Howard Hughes' studio
10. Newtons' dried fruit
13. Santa ___ winds (California weather phenomenon)
14. Samurai's sash
15. Agcy. spawned by the Manhattan Project
16. Alley ___ (spectacular basketball play)
17. Baseball southpaw; Abbr.
18. Casting requirement?
19. Alternately

1	2	3		4	5	6		7	8	9		10	11	12
13				14				15				16		
17				18				19			20			
21			22					23						
24					25					26		27	28	
29				30		31				32				
33							34					35		
			36		37	38					39			
40	41	42		43						44		45	46	47
48				49					50		51			

4. Read these three story books from the links given below and write story map for any two
 - a) https://www.fluentu.com/blog/english/easy-simple-english-books-read-beginners/#toc_7
 - b) https://www.fluentu.com/blog/english/easy-simple-english-books-read-beginners/#toc_8
 - c) https://www.fluentu.com/blog/english/easy-simple-english-books-read-beginners/#toc_9

5. Listening Skills-- Listen to these worksheets and answer the questions that follow in your vacation notebook.

- a) <https://www.liveworksheets.com/yl1968509xc>
- b) <https://www.liveworksheets.com/az1478525ep>
- c) <https://www.liveworksheets.com/me1604969nr>

❖ **Contact me for help:**

8 A & B	– upendra.singh@academicworld.co.in
8 C	– gayatri.kasera@academicworld.co.in
8 D & E	– divya.panjwani@academicworld.co.in

2. Hindi:

एक मैगजीन का निर्माण कीजिए जिसमें निम्न लिखित बातों का समावेश होना जरूरी है।

1. मैगजीन के नाम का चयन स्वयं करें ।
2. मैगजीन की अनुक्रमणिका बनाए ।
3. मैगजीन के पहले पेज में एक स्वरचित कविता लिखे जिसमें प्रकृति के सभी तत्वों के बारे में बताया गया है।
4. मैगजीन में कहानी का लिंक <https://youtu.be/QBVoVjn0D6Y> link कहानी सुन कर अपने विचार निम्न बिंदुओं के आधार पर कीजिए ।
 - पात्रों के दो विशेष गुण
 - कहानी की सीख
 - कहानी में यदि आप स्वयं कोई और मोड़ देना चाहते तो क्या देते ।
 - प्रेरणादायक अनुभव कराती कोई घटना के विषय में एक लेख लिखें ।
 - प्रेरणादायक विचार पट्टिका का भी एक पेज हो ।
 - एक पहेली जिसमें से मुहावरों को निकाल कर लिखना है।

वर्ग पहेली से 20 मुहावरे ढूँढकर लिखिए ।

ख	ह	प	न	क	ज	म	अं	इ	ज	प
फ	च	अ	चो	ओ	प	इ	ग	इ	ल	डी
बी	टी	म	र	डी	क	ग	अं	न	घो	र
म	ल	क	चो	बी	म	डी	ग	म	इ	ग
इ	प	य	र	स	न	ग	खि	ओ	बे	क
ज	घी	ता	मौ	बा	ल	बा	ल	ब	च	ना
उ	के	च	से	डी	ग	टी	जा	उ	क	लो
क	दी	अ	रे	व	आँ	न	ना	र	र	हे
च	ए	ड	भा	टी	खों	व	ग	स	सो	के
न	ज	च	ई	द	का	चौँ	द	हो	ना	च
अं	ला	न	ट	कि	ता	बी	की	झा	न	ने
धो	ना	डा	से	इ	रा	न	ग	ना	ल	च
में	क	ल	ई	खु	ल	ना	ल	क	क	बा
का		ना	ट	न	ज	र	फ	में	म	ना
ना	च	ल	ब	स	ना	ग	य	द	र	श्री
रा	टी	इ	जा	क	क	द	ओ	म	क	ग
जा	क	ल	ना	ल	र	ल	स	क	स	णे
गा	ग	र	में	सा	ग	र	भ	र	ना	श
र	क	म	व्	बी	ड	बी	ह	ना	ल	क
दि	ल	प	सी	ज	ना	ज	म	न	बी	र
व	का	ज	पे	ट	में	चू	हे	कू	द	ना

मैगजीन की सजावट और ग्राफिक्स आप स्वयं करें ।

(टिप्पणी – सभी छात्र मैगजीन के लिए चार्ट पेपर को दो तह कर ए4 साइज के पेपर में मैगजीन बनाएँ । मैगजीन की सजावट के लिए रंगीन पेंसिल का प्रयोग करें । किसी भी समस्या के समाधान हेतु निम्न ई मेल पते पर सम्पर्क करें ।

❖ **Contact me for help:** **8 A & C** – laxminarayan.patel@academicworld.co.in
8 B – kumudini.ahir@academicworld.co.in
8 D & E – madanlal.shrivastava@academicworld.co.in


3. Mathematics:

1. Concept:- Quadrilaterals, Polygons, algebra etc.

Learning Objective - Students

will be able to understand the various concepts of mathematics through a mind map.

Draw the mind map on any topic/concept from your mathematics book. (Quadrilaterals, Polygons, algebra etc.)



2. Concept: - Fibonacci Series

Learning Objective - Students

will be able to understand about Fibonacci numbers and patterns and use it to design a poster.

Design a colourful tattoo using Fibonacci sequence in a A3 size paper/chart paper.



3. Concept: - Data Interpretation

Learning Objective – Students will be able to use the concept of data collection and use it in real life situation.

Take the reading of electric meter of your home from 1st of May. Observe it every day and calculate fare of electricity on 30th of May by visiting nearest power station.

4. Concept: - Measurement

Learning Objective- Students will be able to reuse the waste material available around them to make a measuring wheel.

Construct a Measuring Wheel reusing the materials available around you.



5. Concept: - Data Representation

Learning Objective - Students will be able to demonstrate their knowledge of data representation by drawing a pie chart from the collected data.

Fill the data and draw a pie chart for the following:

Family members	Member 1	Member 2	Member 3	Member 4
Water consumption (No. of glasses/day)				

6. Concept: - Proof of theorems and identities without words.

Learning Objective - Students will be able to prove and verify the theorems and identities through picture.

Design a poster in any of the following for proving following concepts of mathematics, through pictures in A3 (29.7 cm x 42.0 cm) size paper:

- Pythagoras Theorem
- Laws of Exponents
- Algebraic Expression
- Identities

❖ **Contact me for help : 8 A, B & E – vikas.agrawal@academicworld.co.in
8 C & D – bishal.thapa@academicworld.co.in**

4. **Science:**

1. Conduct a survey: Collect the information about different types of blood groups of your family members. Also find out who are universal donors and recipients. Make an informative chart showing that who among family members can receive blood from whom in case of an emergency.

Concept: By that survey they will be able to analyse which blood group is the universal donor and recipient.

Learning outcomes: Students will be able to classify the types of blood.

2. Experiment: To show that graphite conducts electricity with the help of electrical components. (Battery, conducting wire, small electric bulb, switch, and pencil lead).

Concept: By the help of this experiment they will realise the conductivity property conduct in the non-metal like graphite.

Learning outcomes: Students will be able to identify the electric components.

3. Prepare a project file – Collect pictures of various musical instruments and group them according to the sound produce.

Concept: Student will identify different musical instruments by their parts which produce the sound.

Learning outcomes: Students will be able to classify the types of instruments according to the sound produce.

4. Note down the minimum and maximum temperature of any four cities from newspaper or internet for one week.

Find out the difference between the maximum and the minimum temperature of each day for each city. For which city the difference is maximum. Explain the reason.

Make an observation table in the given way:

Date & Days	Record	City 1	City 2	City 3	City 4
Day 1	Minimum Temp.				
	Maximum Temp.				
	Difference				
Day 2	Minimum Temp.				
	Maximum Temp.				
	Difference				

Above format is for 2 days , make it for 7 days.

Do it in your **SCIENCE** Notebook

Concept: By this activity they will be able to analyse which day is high or low in humidity by the difference of maximum and minimum temperature.

Learning outcomes: Students will be able to identify the maximum and minimum temperature of a particular area.

5. **Model:** Make a model an electromagnetic crane with the help of an electric current.

Concept: An electromagnetic crane is a crane that makes use of the link between electricity and magnetism to produce the force required to lift heavy objects.

Learning outcomes: Students will be able to identify the working of electromagnetic crane.



❖ **Contact me for help: 8 A – manish.kumarrai@academicworld.co.in**

8 B & C – rajat.bala@ademicworld.co.in

8 D & E – ashutosh.singhrajput@academicworld.co.in

5. **Social Studies:**

Research based:

1. Narmada Bachao Andolan

You must have heard about the Narmada Bachao Andolan, a social movement against a number of large dams being built across the Narmada River.

The main issue of the protest is the displacement of the people due to dams.

Students will research on Save Narmada

Movement and record their observations: They will include their research on the basis of the following questions:

1. Introduction of the River Narmada. (States, Length of the river, Origin and final destination)
2. What is Narmada Bachao Andolan?
3. When and why did it start?
4. Who led the Narmada Bachao Andolan?
5. What was the role of World Bank in Narmada Bachao Andolan?
6. How long the movement continued?
7. Conclusion

Critical thinking:

Imagine you are the government official negotiating with the protestors.

- i. How would you deal with them?
- ii. Would you convince them to move or support their cause?
- iii. What is the most tactful solution to this issue?



2. TRANSFORMATION OF SURAT

From Plague to Second Cleanest City in India

Students will research on Transformation of Surat and Vijaywada and record their observations: They will include their research on the basis of the following questions:

1. What is the rank of the city in cleanliness?
2. Where the city's garbage gets dumped and how they do the waste management?
3. Did the city receive any award for its cleanliness drive?
4. Who initiated the cleanliness drive in that city?
5. What are the unique features they have adopted to manage the waste?
6. What are the processes of working of Municipal Corporation of that city?
7. Do you think other cities got inspired by its work on cleanliness?
8. Do you think Waste management is an important factor for our country?
9. Using your creative brains, find out one new idea for the waste management, which can be used to make your city clean and healthy?
10. Results and References



❖ **Contact me for help:** **8 A & D – saroja.bala@academicworld.co.in**
 8 B & E – meghna.mishra@academicworld.co.in
 8 C – shilpa.rathi@academicworld.co.in

6. **Computer:**

1. Artificial Intelligence is an area of computer science that emphasizes the creation of intelligent machine that work and reacts like humans. Is it boon or bane for us?

Concept – Artificial Intelligence

Learning Objective – Students will be to analyse whether AI is boon or bane for them.

2. Download Floor Plan Creator from the Play Store and create a plan of your junior wing school.


Concept – Computer Vision/3D View

Learning Objective – Students will be to create Floor Plan that will enhance their both analytical and creative skill.

3. Download Dreemz from play store and create comic strips.

Concept – Computer Vision

Learning Objective – Students will be to create Floor Plan that will enhance their creative and linguistic skill.



❖ **Contact me for help: 8 A, B, C, D & E – lipi.basu@academicworld.co.in**

7. Sanskrit:

खण्ड-(क) लेखन कौशल व शोध पर आधारित प्रश्न

प्रश्न(1) शीर्षक – संस्कृत में समाचार पत्र लेखन –

आधारित अवधारणा— छात्र संस्कृत समाचार सुनकर व शोध करके निम्नलिखित बिंदुओं के आधार पर संस्कृत में समाचार पत्र लेखन करेंगे –

- 1 अंतर्राष्ट्रीय समाचार:
- 2 राष्ट्रीय समाचार:
- 3 राजनीतिक समाचार:
- 4 खेल समाचार:
- 5 फिल्म व टीवी जगत के समाचार:

शिक्षण उद्देश्य – छात्र संस्कृत शब्दों का संग्रह कर संस्कृत समाचार पत्र लिखने में सक्षम होंगे।

प्रश्न(2) शीर्षक – महाकवि कालिदास जी का जीवन परिचय व रचनाएँ—

आधारित अवधारणा— छात्र महाकवि कालिदास जी का जीवन परिचय व रचनाओं के बारे में सविस्तार वर्णन हिंदी भाषा में 200 से 300 शब्दों में करेंगे –

शिक्षण उद्देश्य – छात्र संस्कृत के महाकवि कालिदास जी का जीवन परिचय व रचनाओं के बारे में अवगत होंगे।

खण्ड— ख व्याकरण आधारित प्रश्न

प्रश्न(3) (अ) शीर्षक – शब्दरूपलेखनम् एवं धातुरूपाणिम्।

आधारित अवधारणा— निम्नलिखित शब्दरूप याद कीजिए एवं लिखिए।

- अस्मद् सर्वनाम शब्दरूप प्रथमा से सप्तमी तक
- युस्मद् सर्वनाम शब्दरूप प्रथमा से सप्तमी तक

प्रश्न(3) ब निम्नलिखित धातुरूप याद कीजिए एवं लिखिए.

- पिब्— पिबति, धातु लट्लकार
- पिब्— पिबति, धातु लोट्लकर
- पिब्— पिबति, धातु विधिलिङ्लकार

शिक्षण उद्देश्य – छात्र संस्कृत के आधारभूत व्याकरण से अवगत होंगे व उनका प्रयोग करना सीखेंगे।

प्रश्न(4) अधोप्रदत्त वर्ग प्रहेलिकातः अव्ययान चित्वा लिखत् (नीचे लिखे वर्ग पहली से अव्यय पद चुनकर लिखिए)

त	दा	ता	व	त	उ	भ	य	त
त्र	अ	द्य	स	स	प	वि	दा	व
कु	धु	स	ह	र्व	रि	ना	प्र	ति
क	ना	दा	सा	त्र	अ	ल	म्	ह
प	रि	तः	क	दा	धः	नि	क	षा

खण्ड— ग अपठित अवबोधनम् प्रश्नाः

प्रश्न(5) शीर्षक – पठन संबंधी अपठित अवबोधनम् प्रश्नाः

आधारित अवधारणा— अ – बच्चें संस्कृत अनुच्छेद पैराग्राफ को पढकर नीचे दिए गए प्रश्नों के उत्तर उसी अनुच्छेद से ढूढकर लिखेंगे

शिक्षण उद्देश्य – अपठित अवबोधनम् के माध्यम से छात्रों के पठन कौशल व बौद्धिक क्षमता का विकास होगा।

कस्मिंश्चित् ग्रामे चत्वारः ब्राह्मणपुत्राः अवसन्। तेषु मित्रेषु त्रयः शास्त्रपारङ्गताः किन्तु बुद्धिहीनाः आसन्। एकः बुद्धिमान् किन्तु शास्त्रज्ञानेन रहितः आसीत्। एकदा ते अचिन्तयन् धनार्जनाय पूर्वदेशं प्रति गच्छामः। - सर्वे सहमताः आसन्। ते पूर्वदेशं प्रति गच्छन्ति स्म। मार्गे ज्येष्ठः ब्राह्मणपुत्रः अवदत् - अस्मासु एकः शास्त्रज्ञानहीनः केवलं बुद्धिमान् अस्ति। विद्यां विना धनं न लभते। अतः सः अस्माभिः सह न गमिष्यति। द्वितीयः अवदत् इदम् अनुचितम्। एषः - अस्ति। अतः उपार्जितस्य धनस्य समभागी भविष्यति। अस्माकं मित्रम् अथ सर्वे अगच्छन्। सिंहः तान् त्रीन् अपि ब्राह्मणपुत्रान् अखादत्। बुद्धिमान् चतुर्थः ब्राह्मणपुत्रः वृक्षात्

अवातरत् स्वगृहं अगच्छत् च। सत्यम् उक्तं च वरं बुद्धिर्न स विद्या विद्यायाः बुद्धिरुत्तमा। बुद्धिहीनाः विनश्यन्ति यथा ते सिंहकारकाः।

पूर्णवाक्येन उत्तरत।

- I. ते ब्राह्मणपुत्राः किमर्थं पूर्वदेशं प्रति अगच्छन्?
- II. ब्राह्मणपुत्राः कुत्र अवसन्?
- III. ब्राह्मणपुत्राः कति आसन्?
- IV. मित्रेषु कति शास्त्रपारङ्गताः ब्राह्मणाः आसन्?

प्रश्न(5) ब – अधोलिखितं गद्यांशं पठित्वा प्रदत्तप्रश्नानाम् उत्तराणि संस्कृतेन लिखत।

भारत देशे दीपावली, रक्षाबन्धनं, विजया दशमी, होलिकोत्सवः इत्यादयः विविधाः उत्सवाः भवन्ति। प्रकाशस्य पर्वः दीपावली अस्माकः प्रमुखः उत्सवः कार्तिक अमावस्यायां भवति। अस्मिन् दिवसे भगवान् श्री रामचन्द्रः चतुर्दशवर्षमितं वनवासं समाप्य रावण वधं कृत्वा अयोध्यां प्रत्यागच्छत्। तथा प्रभृतिः अयम् उत्सवः प्रचलितः। दीपावली उत्सवे जनाः गृहाणि दीपमालया सज्जीवकृत्वा रात्रौ महालक्ष्मी पूजनं कुर्वन्ति। सर्वत्र दीपकानां प्रकाशेन सुन्दरं दृश्यं भवति। बालकाः नववस्त्राणि धारयित्वा मिष्टान्नं खादित्वा च प्रसन्नाः भवन्ति। दीपावली प्रकाशस्य महोत्सवः अस्ति कार्तिकपूर्णिमायां सिख धर्मावलम्बिनः गुरुनानकदेव जयन्ती भवति। अस्मिन् दिवसे ते सपरिवारं गुरुद्वारं गच्छन्ति। 'गुरुग्रन्थसाहेब' धर्मग्रन्थं श्रुत्वा प्रसन्नाः भवन्ति। शबद कीर्तनस्य कार्यक्रमेण शोभायात्रां आयोजयन्ते। प्रसाद रूपेण संयाव वितरन्ति च। ईसाईजनानां 'क्रिसमस' पर्वः दिसम्बर मासस्य पंचविंशतितमे दिवसे भवति। जनाः अयम् दिवसः ईसामसीहः जन्म दिवसः मान्यते।

(अ) पूर्णवाक्येन उत्तरत।

(क) दीपावली कदा भवति?

(ख) दीपावली कस्य महोत्सवः अस्ति?

(ग) ईसामसीहः जन्मदिवसः कदा भवति ?

(घ) दीपावली उत्सवे जनाः किं – किं कुर्वन्ति?

❖ Contact me for help:



8 A, B & D – dhanesh.prasadshukla@academicworld.co.in

8 C & E – kumudini.ahir@academicworld.co.in


8. **French:**

Write the expression in the English.

Les Mots Clés

<i>Il y a du soleil</i>		<i>Il fait froid</i>	
<i>Le soleil brille</i>		<i>Il fait chaud</i>	
<i>Il fait __ (degrés)</i>		<i>L'est</i>	
<i>C'est nuageux</i>		<i>L'ouest</i>	
<i>Heureusement</i>		<i>Le nord</i>	
<i>Malheureusement</i>		<i>Le sud</i>	
<i>Il pleut</i>		<i>Il fait mauvais</i>	

Les saisons



le printemps



l'été



l'automne



l'hiver

QUEL TEMPS FAIT-IL?

Quel temps fait-il?	Il fait mauvais.	Il fait beau.	Le ciel est clair.
Il fait froid.	Il fait frais.	Il fait chaud.	Il y a du soleil.
Il y a une tempête.	Il pleut.	Il neige.	Il grêle.
Il y a du vent.	Il y a des nuages.	Il y a de l'orage.	Il y a du brouillard.

3. Writing Skills: - Follow the link: - https://youtu.be/JTCzrSvm_po

Write the conversation in English

4. Listening skills: - Follow the link: - <https://youtu.be/atNkI6QFZ5o>

https://youtu.be/Nf6UCfL_xCc

<https://youtu.be/nXADj1ZLNyQ>

Listen the song and practice it.

5. Conjugation of Être verb (to be)

Je suis = I am

Tu es = you are

Il est = He is

Elle est = She is

Nous sommes = We are

Vous êtes = You are

Ils sont = They are (masculine plural)

Elles sont = They are (feminine plural)

Fill in the blanks with the conjugation of Être verb

Je ____ petit/**e**.

Tu ____ petit.

Il ____ petit.

Elle ____ petite**e**.

Nous ____ petits/**petites**.

Vous ____ petits.

Ils ____ petits.

Elles ____ petites**e**s.

Je ____ anglais/**e**.

Tu ____ anglais.

Il ____ anglais.

Elle ____ anglaise**e**.

Nous ____ anglais.

Vous ____ anglais.

Ils ____ anglais.

Elles ____ anglaises**e**s.

❖ **Contact me for help: 8 A, B, C, D & E – sagar.saurabh@academicworld.co.in**