



ACADEMIC WORLD SCHOOL™
BEMETARA

SUMMER ASSIGNMENTS 2022-23

Guidelines to be followed

Nursery

- Begin and end your day with a prayer with parents.
- Brush your teeth twice a day (Before breakfast and after Dinner)
- Keep your surroundings clean.
- Drink dairy products (Milk/ buttermilk/ Curd etc.)
- Keep water/food for stray animals and birds.
- Give respect to your elders and younger
- Water the plants regularly.
- Drink plenty of water.

For Parents:

- Encourage the child to take his/her bath daily.
- Tell your ward about “good and bad touch”.
- Tell them to wash their hands regularly and wear mask.
- Guide them to put back the toys/things in proper place after playing.

Instructions for Summer Assignment:

- Learn to hold pencil/things (to develop fine motor skills).
- Learn the use of crayons.
- Be creative and involve yourself in creative art and craft activities.

Note: For any query, do contact the subject teacher through e-mail given underneath every subject assignment.



ACADEMIC WORLD SCHOOL™
BEMETARA

SUMMER HOLIDAY ASSIGNMENT


SESSION (2022-23)

NURSERY

Name of the Student _____ **Section:-** _____

WORKSHEET-1

Let's scribble inside the border with Red crayon(Scribbling).



WORKSHEET-2


Let's scribble inside the border with Blue crayon (Scribbling).



WORKSHEET-3

Let's tear the green and brown paper and paste it(Tearing and Pasting).


(Sample Image Attached)



WORKSHEET-4

Let's tear and paste the red and green paper. (Tearing and Pasting)

(Sample Image Attached)




WORKSHEET-5

Tear the colourful paper, Crumble it, Paste and complete the picture.

(Crumbling and Pasting)


(Sample Image Attached)



WORKSHEET-6

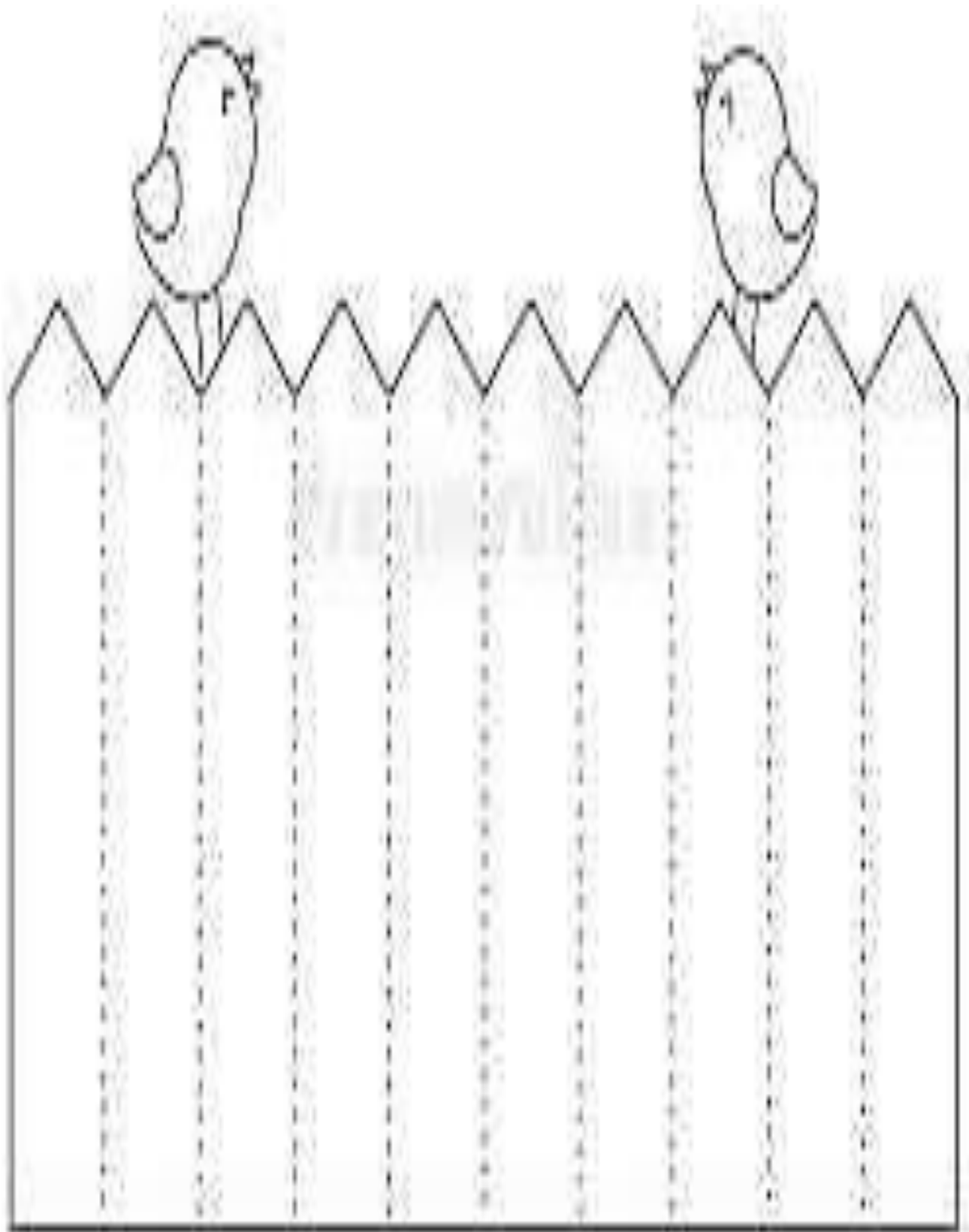
Tear the Yellow & Green paper, Crumble it, Paste and complete the picture. (Crumbling and Pasting)

(Sample Image Attached)




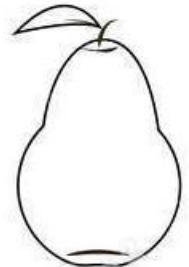
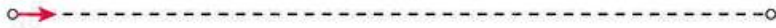
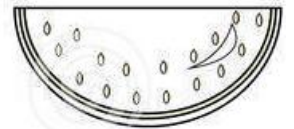

WORKSHEET-7

Let's join the dots.






WORKSHEET-8

Let's join the dots.



WORKSHEET-9

Let's join the dots.



Let's join the dots and colour the picture .



Contact at:

shikha.sondhiya@academicworld.co.in

anita.patro@academicworld.co.in