



ACADEMIC WORLD SCHOOL™ BEMETARA

SUMMER ASSIGNMENTS 2022-23

Guidelines to be followed

Prep-I

- Begin and end your day with a prayer with parents.
- Brush your teeth twice a day (Before breakfast and after Dinner)
- Keep your surroundings clean.
- Drink dairy products (Milk/ buttermilk/ Curd etc.)
- Keep water/food for stray animals and birds.
- Give respect to your elders and younger
- Water the plants regularly.
- Drink plenty of water.

For Parents:

- Encourage the child to take his/her bath daily.
- Tell your ward about “good and bad touch”.
- Tell them to wash their hands regularly and wear mask.
- Guide them to put back the toys/things in proper place after playing.

Instructions for Summer Assignment:

- Write in a neat handwriting. (at least one page a day)
- Learn the use of crayons.
- Be creative and involve yourself in creative art and craft activities.

Note: For any query, do contact the subject teacher through e-mail given underneath every subject assignment.



SUMMER HOLIDAY ASSIGNMENT

SESSION (2022-23)


PREP-I Sec: _____

Name of the Student _____ Subject : General Awareness

WORKSHEET-1

Myself

all about me!



My name is



My age is



I Am A

A PICTURE
OF ME!

My hair
color is

My eye
color is




Girl

Boy

WORKSHEET-2 Identification

Identify & Write different parts of the face.



nose
ear
mouth
head
eyes

WORKSHEET-3 Thinking Skills

Colour the boxes with the correct answers.

We have...

1 | 2 head

2 | 4 hands

2 | 6 legs

5 | 10 fingers

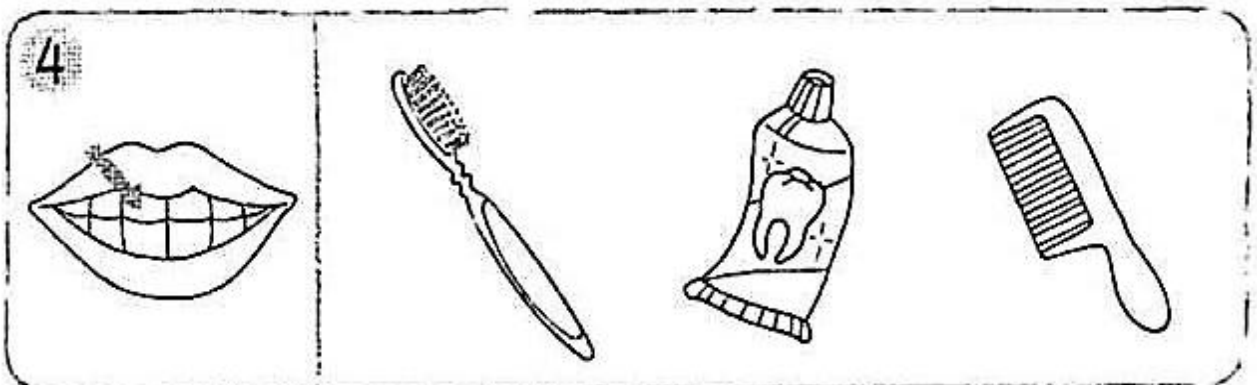
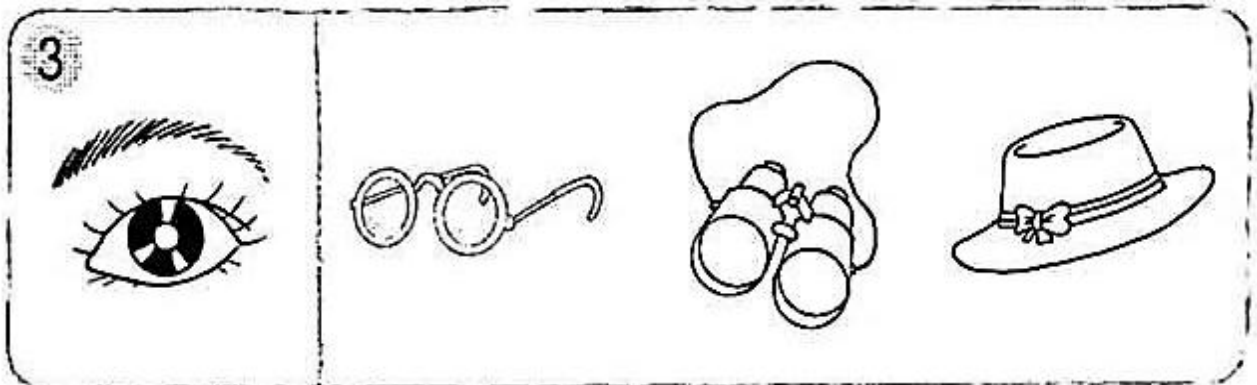
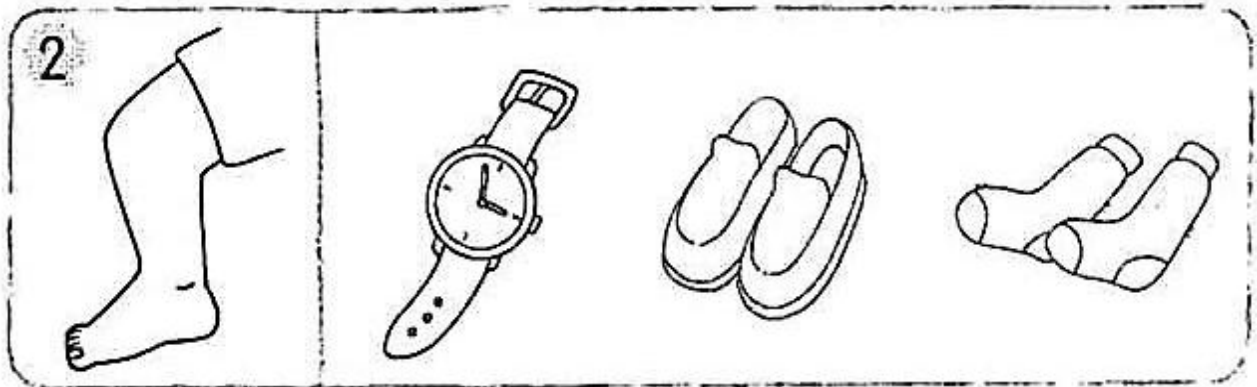
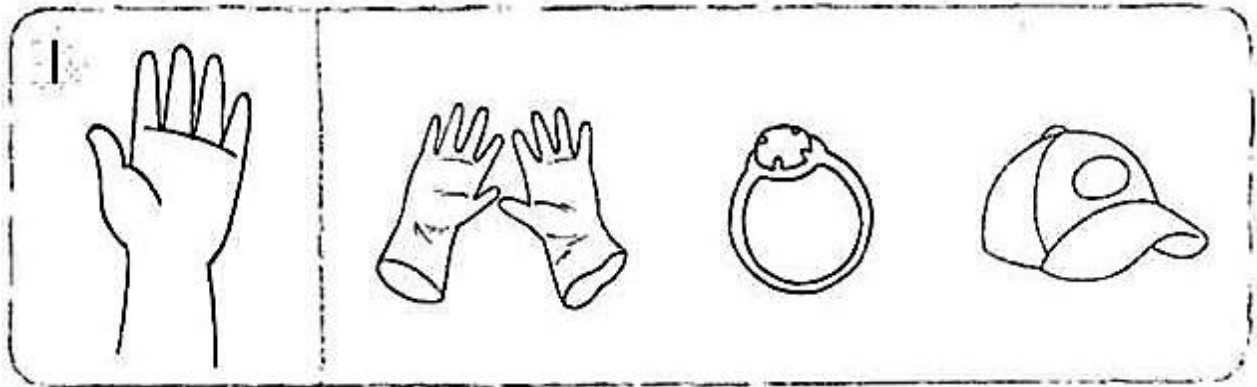
2 | 5 feet

5 | 10 toes




WORKSHEET-4 Recognition Skills

Identify the body parts related to the objects and circle the correct objects.




WORKSHEET-5 Colouring Skills

Trace & Colour the picture.



WORKSHEET-6 Puzzle Solving

Help the child to get the Ice cream.



WORKSHEET-7

HANDS ON ACTIVITY

Make watermelon paper fan and Paste it here.(Sample Images Attached)

Material Required:

- Paper Plate
- Craft glue
- Pencil
- Poster Colour (Red, Green & Black) & Paintbrush
- Popsicle sticks (Ice cream sticks-1)



Instructions:

Step-1 Colour the paper plate according to watermelon colour with red and green , draw black dots (seeds)on red colour.

Step-2 Let the paper plate dry. After 10 minutes fold the paper plate from the middle.

Step-3 Take glue or Fevicol & Paste the popsicle stick in between the paper plates.

Contact at:

- 1. Mickey** - j.esther@academicworld.co.in
- 2. Donald**- twinkle.kaurpanaich@academicworld.co.in



ACADEMIC WORLD SCHOOL™
BEMETARA

SUMMER HOLIDAY ASSIGNMENT

SESSION (2022-23)

PREP-I

Name of the student : _____

Subject : Numeracy

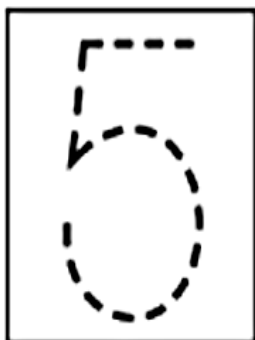
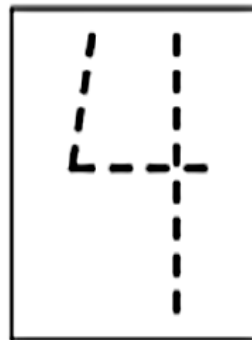
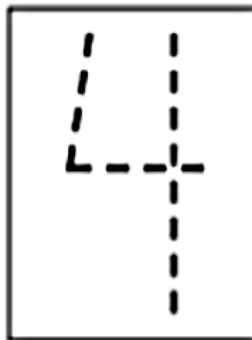
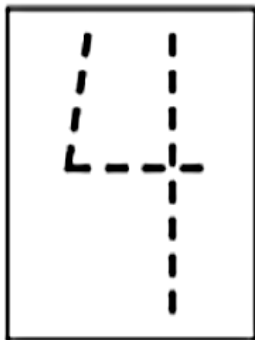
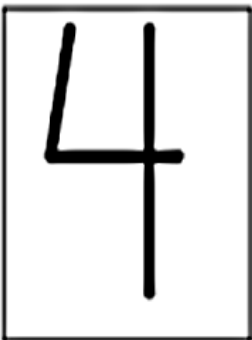
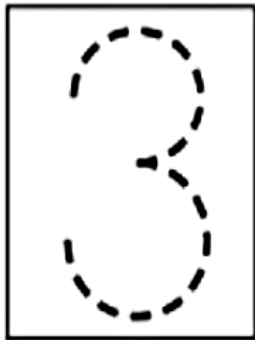
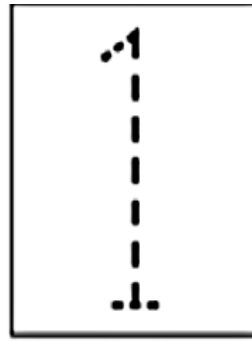
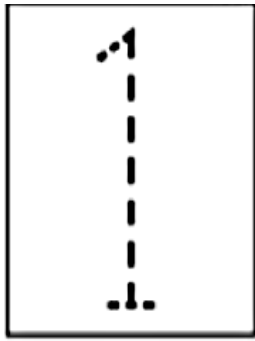

WORKSHEET-1 Identification Skills

Identify the numbers, Join the dots and Colour the given picture



WORKSHEET NO – 2 Writing Skills

Trace and Write the numbers 1 to 5



WORKSHEET NO – 3 Writing Skills

Trace and Write the numbers 6 to 10

6	6	6	6	
---	---	---	---	--

7	7	7	7	
---	---	---	---	--

8	8	8	8	
---	---	---	---	--

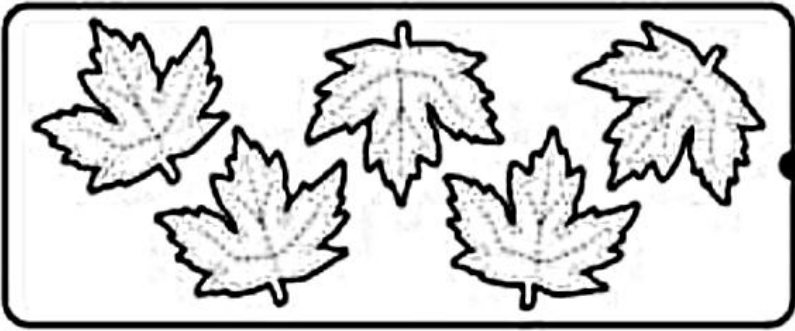
9	9	9	9	
---	---	---	---	--

10	10	10	10	
----	----	----	----	--

WORKSHEET-4 Recognition Skills


Count the objects, match with the correct number and colour the picture

1.



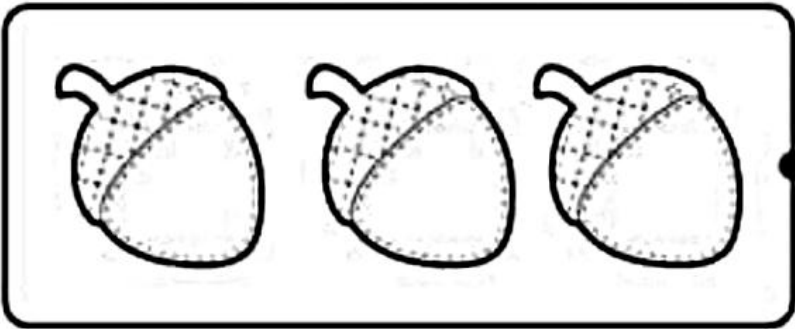
1

2.




3

3.




2

4.



4

5.




5


WORKSHEET – 5 Recognition Skills

Count the objects, circle the correct number and colour the picture:

1.



2.



3.



4.



5.



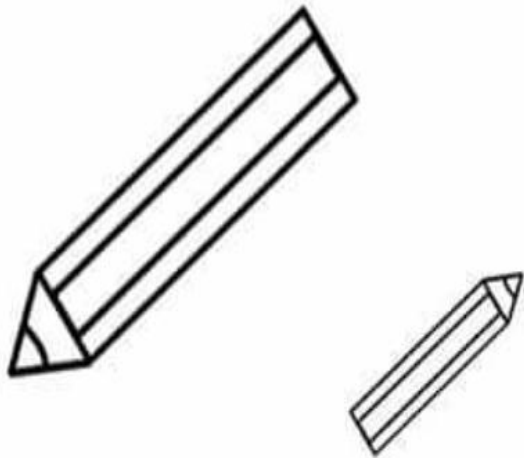
6.




WORKSHEET – 6 Recognition Skills & Speaking Skills

Colour the bigger object BLUE and smaller object RED

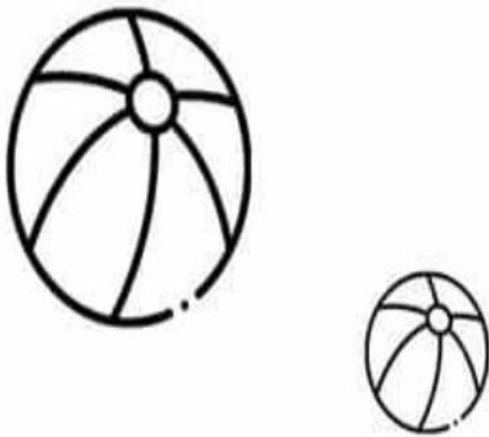
1.



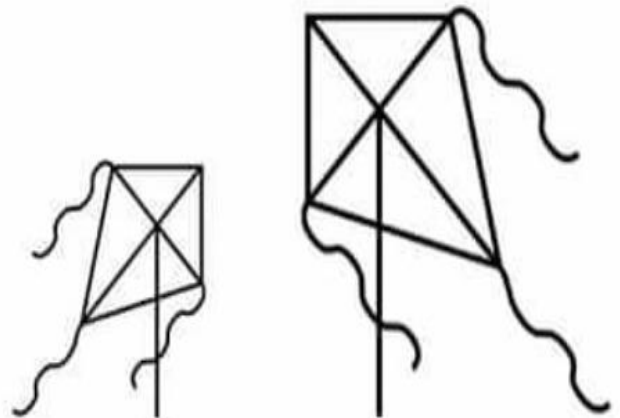
2.




3.




4.



5.



6.




WORKSHEET NO – 7 Reading Skills

Read the number and colour the objects accordingly :

2



5



3



1




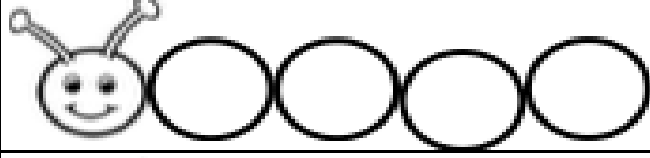

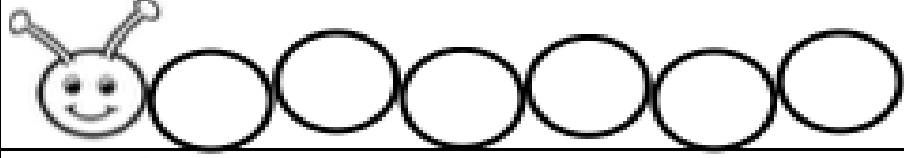


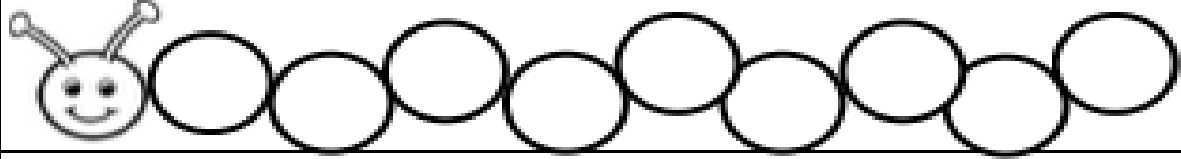



4



WORKSHEET – 8 (HAND ON ACTIVITY)

Making Finger Print Caterpillar using paint :

1	
2	
3	
4	
5	
6	
7	
8	
9	
10	

Contact at:

1. Mickey - upasana.rajoria@academicworld.co.in

2. Donald- twinkle.mutha@academicworld.co.in



ACADEMIC WORLD SCHOOL™
BEMETARA

SUMMER HOLIDAY ASSIGNMENT

SESSION (2022-23)

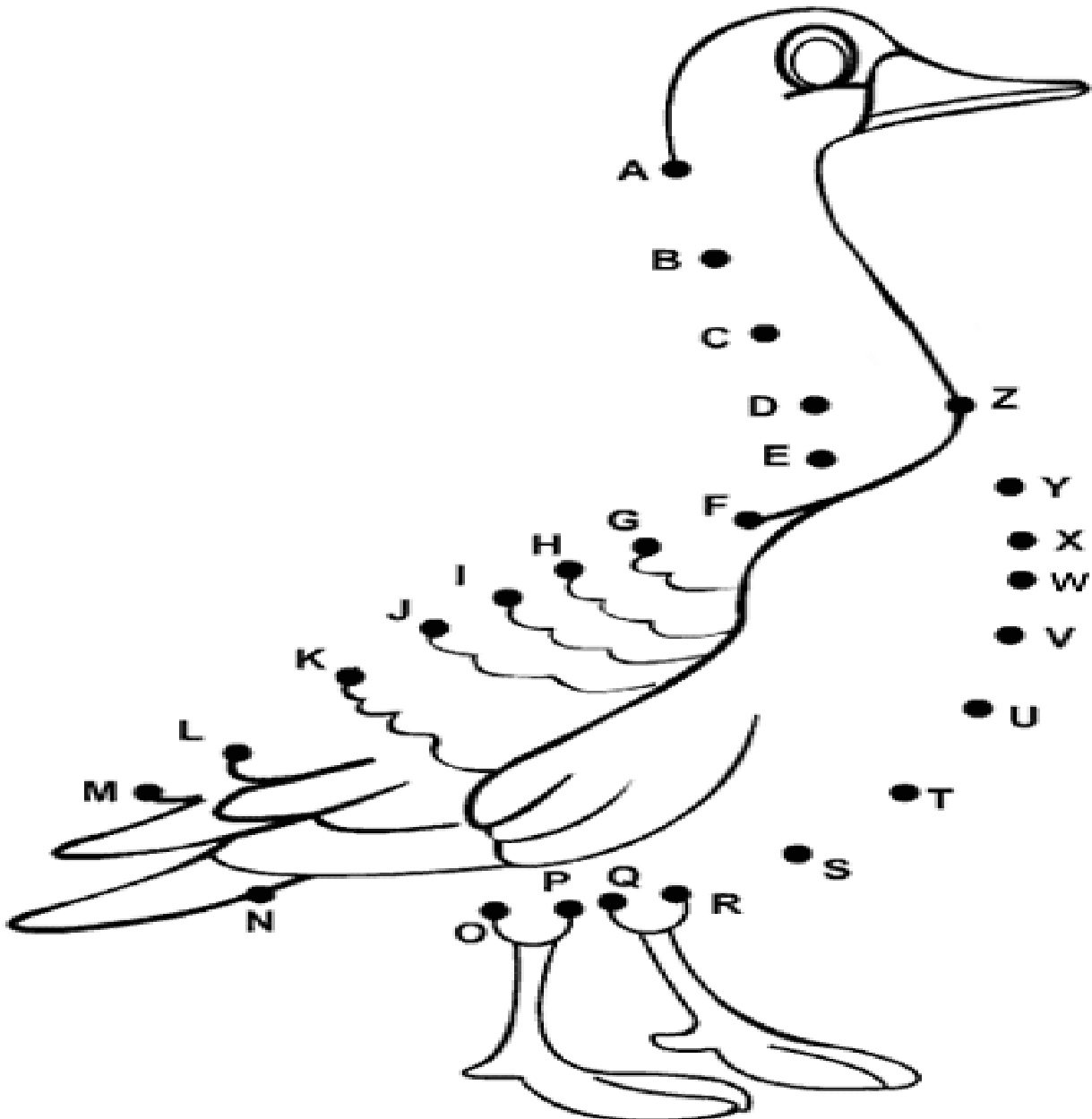
PREP-I

Name of the Student _____

Subject : Literacy


WORKSHEET-1 Recognition & Speaking Skills

Connect Letter A to Z and colour the picture.




WORKSHEET-2 Thinking & Identification Skills

i.) Find & circle the uppercase T and lowercase t.




ii.) Find & circle the uppercase R and lowercase r.



WORKSHEET-3 Recognition Skills

Colour uppercase letter in blue and lowercase letter in red.



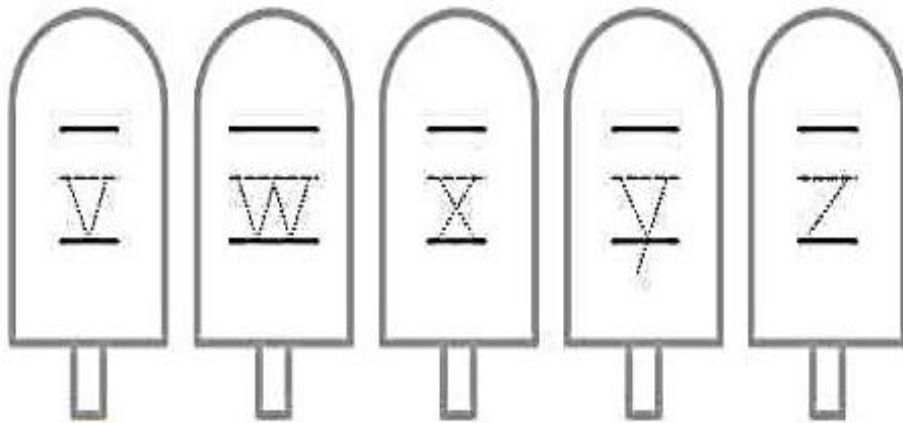
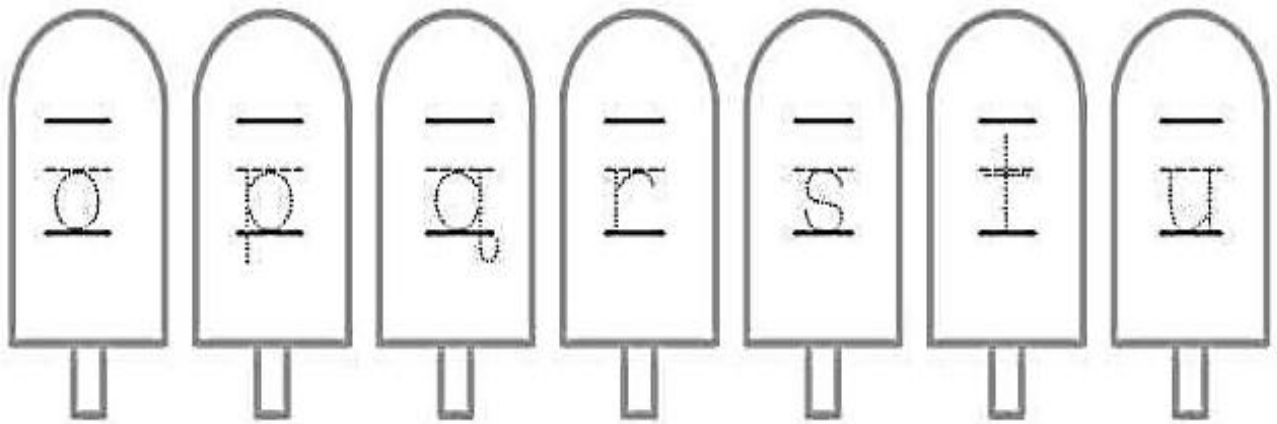
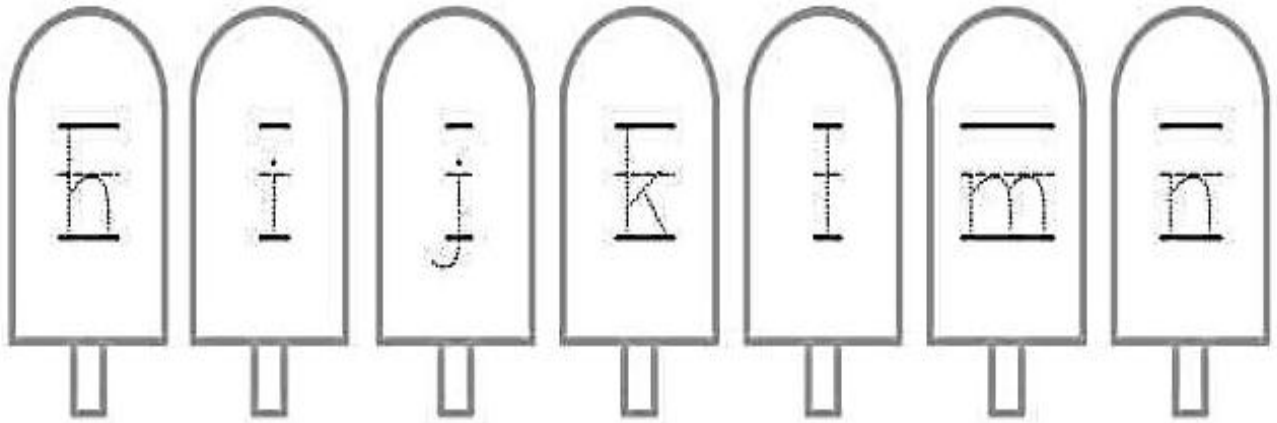
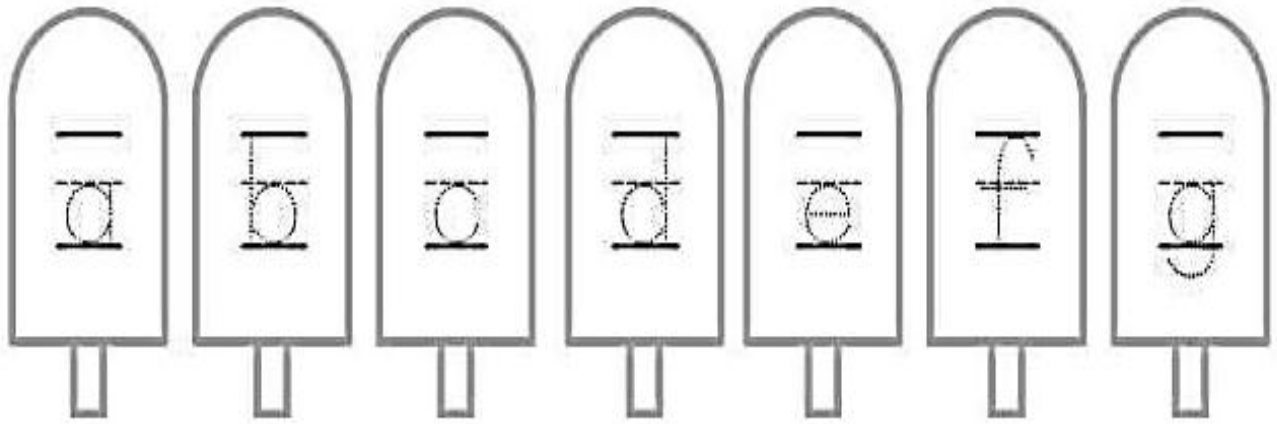
WORKSHEET-4 Identification Skills

Spot the letters and circle the same letters on the row.

p	b	p	c	p	b	e	
g	g	p	g	l	b	k	
h	i	h	z	h	e	k	
m	n	m	c	e	n	c	
i	i	l	p	o	t	i	t
o	o	f	i	o	p	q	
r	t	r	u	r	s	r	

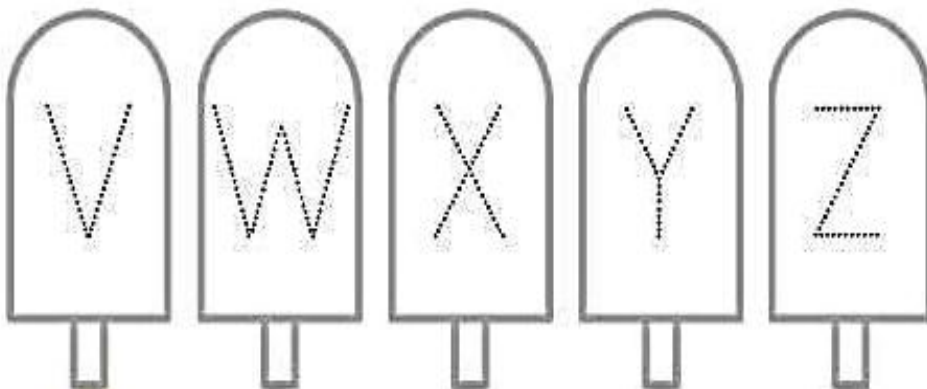

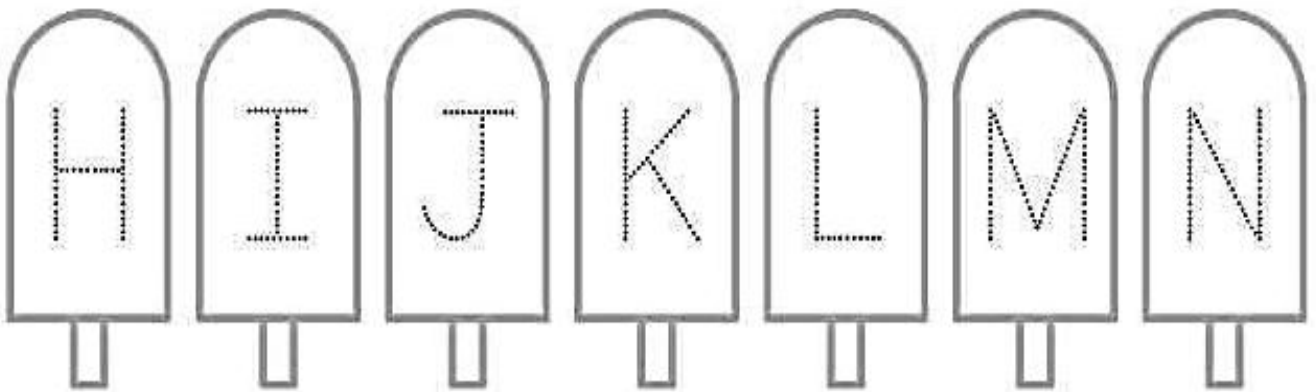
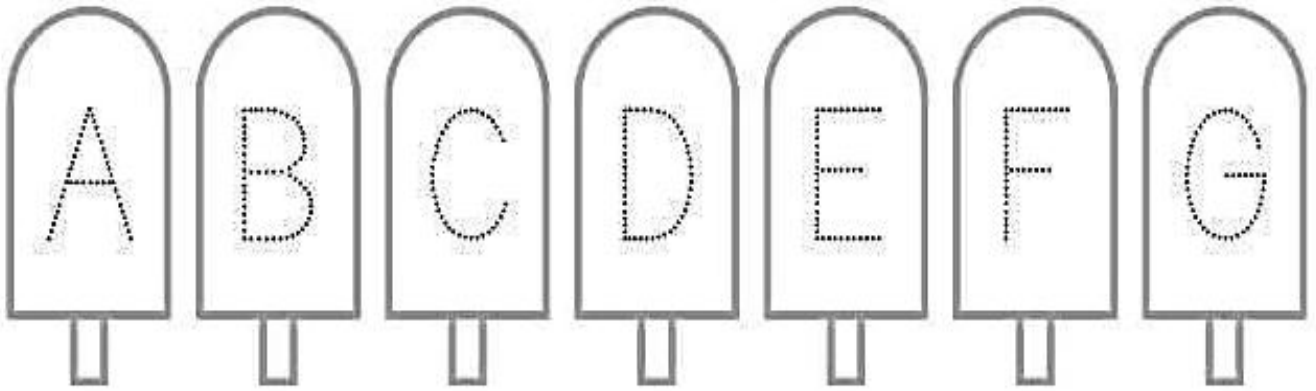
WORKSHEET-5 Reading & Writing Skills

Read and trace the lowercase letters.




WORKSHEET-6 Reading & Writing Skills

Read and trace the uppercase letters.



WORKSHEET-7 Identification Skills

Colour the letters in your name and write your name.



My name is:

Directions: Write your name

WORKSHEET-8

HANDS ON ACTIVITY

Make Paper Craft Alphabet Small Case a to z and paste it here.

(Sample Image Attached)



Materials Required:

- Yellow Chart Paper-1
- Colourful round shaped small size paper cut outs -26 for writing a to z
- Colour Sketch pens
- Fevicol

Instructions:

Step-1 Take yellow chart paper and cut the paper in fish shape (To be done by parents)

Step-2 Take round shape paper cut outs & write the letters a to z using colourful sketch pens.

Step-3 Paste the letters a to z in sequence on Fish Cut out (As given in picture)

Contact at:

3. Mickey - upasana.rajoria@academicworld.co.in

4. Donald- twinkle.mutha@academicworld.co.in



ACADEMIC WORLD SCHOOL™
BEMETARA

SUMMER HOLIDAY ASSIGNMENT

SESSION (2022-23)


PREP-I

Name of the Student _____

Subject : Hindi

WORKSHEET-1 Speaking Skills

अ से अः बिन्दुओं को जोड़कर रंग भरो ।



WORKSHEET-2 Writing Skills

स्वर-लेखन : अ से अः तक लिखो

अ	अ	अ	अ	अ	अ	अ
आ	आ	आ	आ	आ	आ	आ
इ	इ	इ	इ	इ	इ	इ
ई	ई	ई	ई	ई	ई	ई
उ	उ	उ	उ	उ	उ	उ
ऊ	ऊ	ऊ	ऊ	ऊ	ऊ	ऊ
ऋ	ऋ	ऋ	ऋ	ऋ	ऋ	ऋ
ए	ए	ए	ए	ए	ए	ए
ऐ	ऐ	ऐ	ऐ	ऐ	ऐ	ऐ
ओ	ओ	ओ	ओ	ओ	ओ	ओ
औ	औ	औ	औ	औ	औ	औ
अं	अं	अं	अं	अं	अं	अं
अः	अः	अः	अः	अः	अः	अः

WORKSHEET-3 Identification Skills

चित्र देखकर सही स्वर पर गोला लगाओ

1.		आ	अ	ऊ	इ
2.		इ	ई	ऊ	ई
3.		उ	ऊ	ई	ई
4.		आ	उ	इ	उ
5.		ऊ	अ	ऊ	ई
6.		ऊ	अ	आ	अ

WORKSHEET-4 Thinking Skills

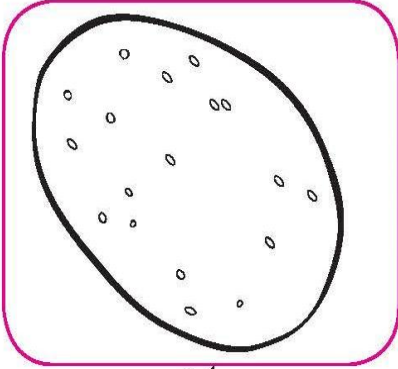
चित्र देखकर सही स्वर से मिलान करो

1.		ए
2.		ऐ
3.		ऊ
4.		अं
5.		औ
6.		औ

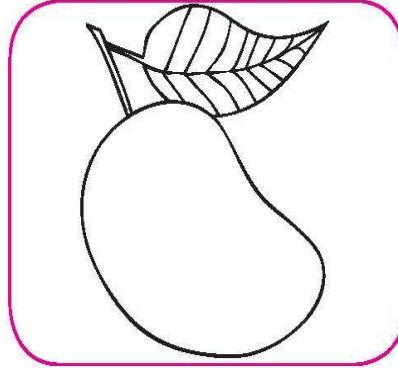
WORKSHEET-5 Recognition Skills

चित्र देखकर उनके आगे अ या आ लिखो


1




2




3



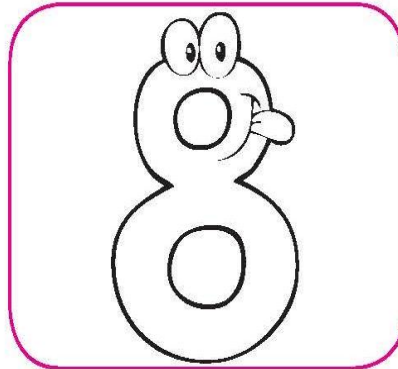
4




5




6



7




8



WORKSHEET-6 Colouring Skills

दिये गए रंगों को देखकर चित्र में रंग भरें

अ	आ	इ	ई	उ
नीला	पीला	लाल	गुलबी	हरा



WORKSHEET-7

HANDS ON ACTIVITY

अक्षरो (अ से अः) की माला बनाइये, रंग भरिए और यहाँ चिपकाइए ।

सामग्री :

रंग बिरंगे छोटे गोल आकार के कागज़ -13

रंग बिरंगे पेन

अनुदेश:

- 1 सबसे पहले छोटे गोल आकार के कागज़ पर स्वर अ से अः लिखिए
- 2 अ से अः वाले गोल आकार के कागज़ को क्रमानुसार माला के रूप में लगाये

Contact at:

1. **Mickey** - j.esther@academicworld.co.in
2. **Donald**- twinkle.kaurpanaich@academicworld.co.in

