



ACADEMIC WORLD SCHOOL™ BEMETARA

SUMMER ASSIGNMENTS 2022-23

Guidelines to be followed

Prep-II

- Begin and end your day with a prayer with parents.
- Brush your teeth twice a day (Before breakfast and after Dinner)
- Keep your surroundings clean.
- Drink dairy products (Milk/ buttermilk/ Curd etc.)
- Keep water/food for stray animals and birds.
- Give respect to your elders and youngers
- Water the plants regularly.
- Drink plenty of water.

For Parents:

- Encourage the child to take his/her bath daily.
- Tell your ward about “good and bad touch”.
- Tell them to wash their hands regularly and wear mask.
- Guide them to put back the toys/things in proper place after playing.

Instructions for Summer Assignment:

- Write in a neat handwriting. (at least one page a day)
- Learn the use of crayons.
- Be creative and involve yourself in creative art and craft activities.

Note: For any query, do contact the subject teacher through e-mail given underneath every subject assignment.

HOLIDAY ASSIGNMENT






SESSION (2022-23)

PREP-II

Student's Name: _____ **Sec:** _____ **Subject: ENGLISH**







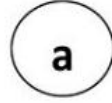



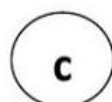


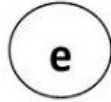

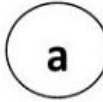


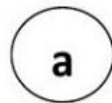





WORKSHEET-1(Writing Skill)

Finish the Alphabets (small letter a-z).



WORKSHEET-2 (Colouring)

Which letter does the picture begins with? Colour that alphabet within the circle.

1.				
2.				
3.				
4.				
5.				
6.				

WORKSHEET-3(Identification)

Identify and circle the picture for the given letter and colour it.

1. **k**



2. **L**



3. **J**



4. **M**



5. **I**



WORKSHEET-4(Thinking Skill)

Find out the word from the word-grid.


Word Search

bat
pan
ham
fan
hat
tap
gas
man
bag


p	a	n	p	w	r
s	o	k	b	a	t
h	a	t	a	l	c
d	n	a	g	o	t
f	i	p	d	w	g
a	h	a	m	p	a
n	g	t	a	k	s
o	p	i	n	r	m

WORKSHEET-5(Phonics)

Identify the beginning letter sound for each picture. Write the beginning letter for each picture in the box.



Circle the short vowel sounds in the given letter cloud.



WORKSHEET-6(Speaking Skill)

Identify the picture and complete the word by using beginning sound.



	u	n
--	---	---



	o	p
--	---	---



	a	t
--	---	---



	o	p
--	---	---



	a	t
--	---	---



	e	t
--	---	---



	a	d
--	---	---




	u	g
--	---	---



	o	x
--	---	---



	a	g
--	---	---



	u	t
--	---	---



	a	d
--	---	---

Contact at:

1. Mickey- shama.goswami@academicworld.co.in
2. Donald- kanchan.saraswat@academicworld.co.in
3. Goofy – rimjhim@academicworld.co.in

खाली स्थान में वर्ग का पहला, तीसरा और आखरी वर्ण लिखो ।

----- ठ ----- ढ -----

----- थ ----- ध -----

----- छ ----- झ -----

----- फ ----- भ -----

----- ख ----- घ -----

स्वर और व्यंजन को छँटकर अलग करके लिखो ।






स्वर

व्यंजन

WORKSHEET-2 (Colouring skill)

दिये गये कलर कोड से रंग भरो ।

अ	लाल	ओ	नारंगी
आ	भूरा	अं	काला
इ	नीला	ई	पीला



WORKSHEET- 3 (Speaking Skill)

अक्षरों को जोड़कर दो अक्षर वाले शब्द बनाओ ।

क → ल कल
 → म कम
 → प कप

फ → ल
 → न
 → ट

स → र
 → ब
 → च

आ → प
 → म
 → ग

ह → म
 → ल
 → क

म → न
 → ल
 → र


WORKSHEET-4 (Drawing)

चार्ट पपेर से एक व्यंजन वृक्ष बनाओ ।

निर्देश- 1- भूरा, हरा, गुलाबी रंग के चार्ट पपेर का इस्तेमाल करें ।

2- पेपर को काटने के लिए अभिभावक की सहायता लें ।

3 - अक्षरों को स्केच पेन की मदद से लिखें ।



WORKSHEET- 5 (Thinking Skill)

शब्द पहेली पूरी कीजिये

शब्द पहेली पूरी कीजिए:

1.



2.



3.



4.




1.




12

3.




14

5.




17

6.



8.




5.



6.



7.



8.



Help box

मटर अदरक कमल
रथ टब कटहल
कलम टमटम

WORKSHEET- 6 (Reading Skill)

चित्र देखकर शब्द लिखिए

Help Box-

बटन








सड़क

जग

ऐनक

रथ

कलश



Contact at:


1. Mickey- shama.goswami@academicworld.co.in
2. Donald- kanchan.saraswat@academicworld.co.in
3. Goofy – rimjhim@academicworld.co.in

Maths

Worksheet-1 (Identification and Colouring Skill)

Colour the balloons according to the given colour codes.



(7- Red, 31- blue, 26- red, 18- pink, 19- yellow, 81- orange)



Worksheet-2 (Colouring Skill)






Identify the smaller / bigger objects.

Colour the bigger object and circle the smaller object.



Worksheet-3 (Writing Skill)


Write the missing numbers.

				
1	11	21	31	41
3	13	23	33	43
5	15	25	35	45
7	17	27	37	47
9		29		49
10	20	30	40	50

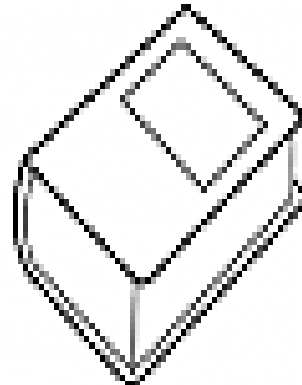
Worksheet-4 (Recognition Skill)

Colour red if the object is heavy and green if the object is light.

1.



5.



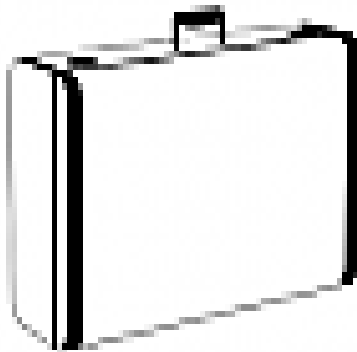
2.



6.



3.



7.



4.

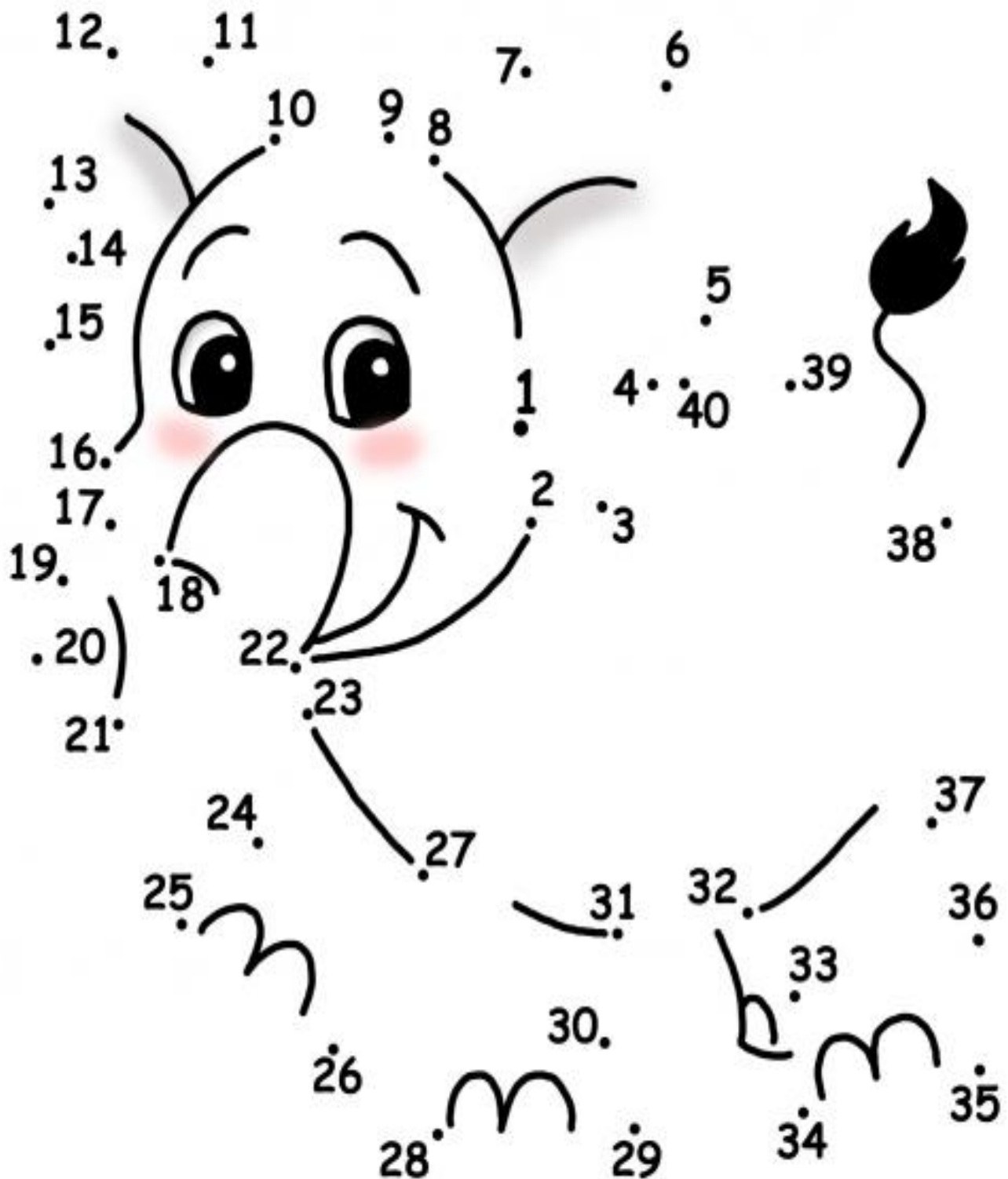


8.



Worksheet-5 (Drawing)

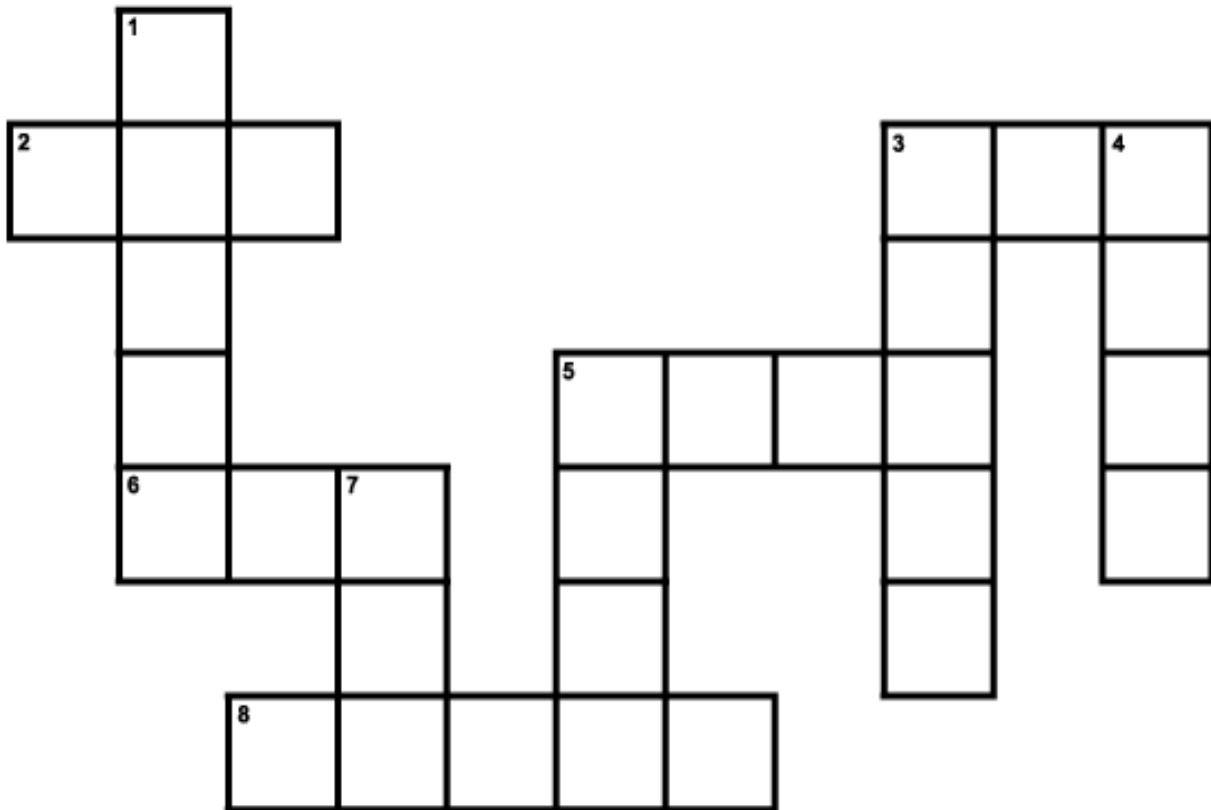
Join the dots and colour the picture



Worksheet-6 (Thinking Skill)

Solve the Number Names crossword puzzle.

CROSSWORD PUZZLE



ACROSS

2. **6**
3. **10**
5. **4**
6. **2**
8. **7**

DOWN

1. **8**
3. **3**
4. **9**
5. **5**
7. **1**




Contact at:

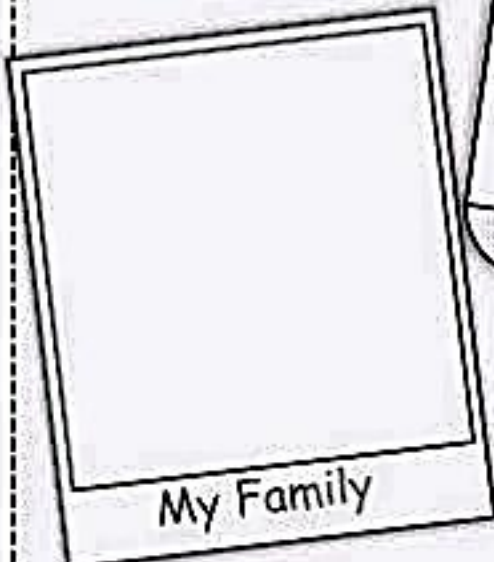
1. Mickey- pallavi.middha@academicworld.co.in
2. Donald- hira.sinha@academicworld.co.in
3. Goofy – rimjhim@academicworld.co.in

General Awareness
WORKSHEET-1 (Writing skill)

All About Me




Hello. My name is _____




My Family


I am _____ years old.



Favorite Color




Favorite Food



WORKSHEET-2 (Identification)

Identify and write different parts of body (sense organs)



WORKSHEET-3 (Recognition skill)

Draw a line with the correct function of different parts of body.


1)



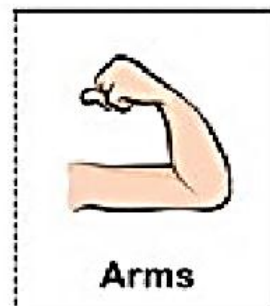
2)



3)






4)



WORKSHEET-4 (Recapitulation)

(Hands-on-activity)

Which of the five senses is used the most in each picture? Cut out the five senses at the bottom and paste them below in the correct pictures.



touch



taste



smell



see



hear



WORKSHEET-5 (Reading skill)

Match the different parts of the body with their names.

Column –A

Column –B

1)



Foot

2)



Hand

3)



Ear

4)



Leg

5)



Lips

WORKSHEET-6 (Thinking skill)

What do we do with the following sense organs?

1)



2)



3)



4)



5)




Contact at:

1. Mickey- pallavi.middha@academicworld.co.in
2. Donald- hira.sinha@academicworld.co.in
3. Goofy – rimjhim@academicworld.co.in

Hands on Activity

1. Make a beautiful greeting card for your mother, present her on mother's day. Click some photograph during preparing of cards and with your mother. Share those images with your teacher. (Sharing easy samples of greetings card)



2. Make a bird feeder. Click some pictures while making and feeding birds and share those images with your teacher. (sharing image for help)



3. Make something BEST OUT OF WASTE and share your images with your teacher. (Sharing some ideas below)



4. Clean your room and arrange your toys. Help your mother in her daily routine. Click some pictures and share with your teacher.



5. Make a scrap book in booklet form.

*Topic: All about me

*This is me, My favourite colour/ food/ fruit/ vegetable/ dress/ person /game (you can add more pages according to your choice).

*Paste pictures of above topics

*Bring that booklet when you come back to school.

Material required:-

White/coloured A-4 sheets, old books (to cut pictures from), fevicol and scissor

Instruction :-

Fold all A-4 sheets half. Paste it from the center so that it can be look like a booklet. Collect or cut pictures from old books. Write one heading on all pages and paste pictures according to that heading. You can decorate your booklet according to your choice.



6. Whenever you going out from the room switch off all the lights and fans. Always close taps after use. If any tap is leaking inform your parent to repair it.

If you did both above activities draw three smilies below

Contact at:

1. Mickey- shama.goswami@academicworld.co.in
2. Donald- kanchan.saraswat@academicworld.co.in
3. Goofy – rimjhim@academicworld.co.in

