



ACADEMIC WORLD SCHOOL™
BEMETARA

SESSION: 2023-24

SUMMER VACATION ASSIGNMENT

Grade: I

Name of the student:

Section:

General Instructions:

1. Submission of Holidays HW : 15th June, 2023. Marks will be deducted if not submitted by the due date.
2. The Holidays Homework can be downloaded from the school's website: www.academicworld.co.in and School's ERP.
3. For Assignment related queries, do contact the subject teacher via e-mail given underneath every subject assignment.

Instructions for Students:

- Begin and end your day with a prayer with parents.
- Brush your teeth twice a day (Before breakfast and after Dinner)
- Keep your surroundings clean.
- Drink dairy products (Milk/ buttermilk/ Curd etc.)
- Keep water/food for stray animals and birds.
- Give respect to your elders and younger
- Water the plants regularly.
- Drink plenty of water.
- Students will be asked questions verbally.
- Submission: Upon arrival to School after Summer vacations
- Marks will be deducted if not submitted by the due date.
- To work on assignments daily at fixed timings (Morning & Evening).
- Watch TV shows with English Subtitles.

Instructions for Parents:

- Encourage the child to take his/her bath daily.
- Tell your ward about "good and bad touch".
- Tell them to wash their hands regularly and wear mask.
- Guide them to put back the toys/things in proper place after playing.

Instructions for Summer Assignment:

- Write in a neat handwriting. (at least one page a day)
- Be creative and involve yourself in creative art and craft activities.

English

1. Fill in the blanks with the given vowels.

Vowels				
a	e	i	o	u

1) _ pple



5) b _ nch



2) s _ t



6) v _ n



3) d _ g



7) b _ s



4) r _ d



8) p _ g



2. Complete the following words by adding “e”:

tub



tub__



can



can__



pin



pin__



rob



rob__



cub



cub__



kit



kit__



tap



tap__



man



man__



3. Write the words in the blanks given below:



happy reading park playing jumping pulling

1. This is a scene of a _____.
2. The children are _____.
3. The girl is _____ a book.
4. One boy is _____ happily.
5. Another boy is _____ the cart.
6. Everybody is looking _____.

4. Jumble words:



n f k i e



e p a r



a h n d



r b a n i



l p a n t



o b e n



e j l y l

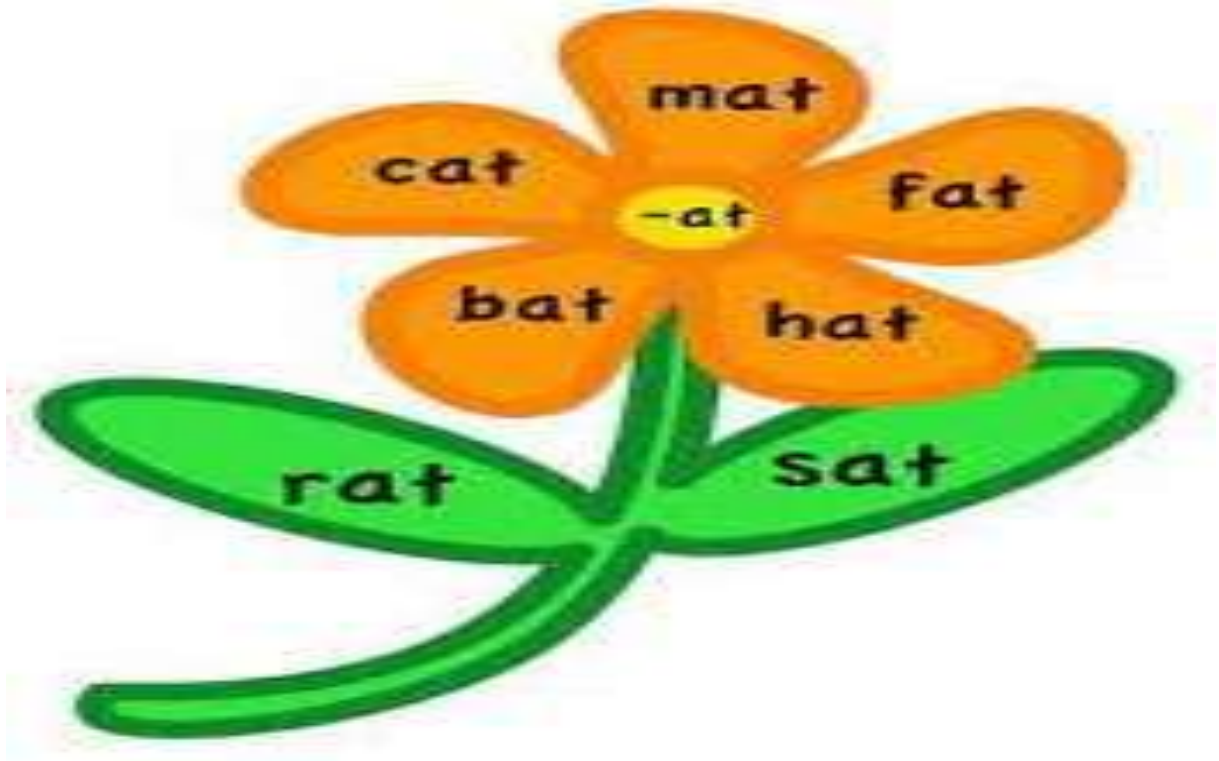


w o d o

5. Activity:

Make colourful flowers and in between write the sounds ai, ea and ie and write words with same sounds on the petals and paste in your scrap book.

For Example :



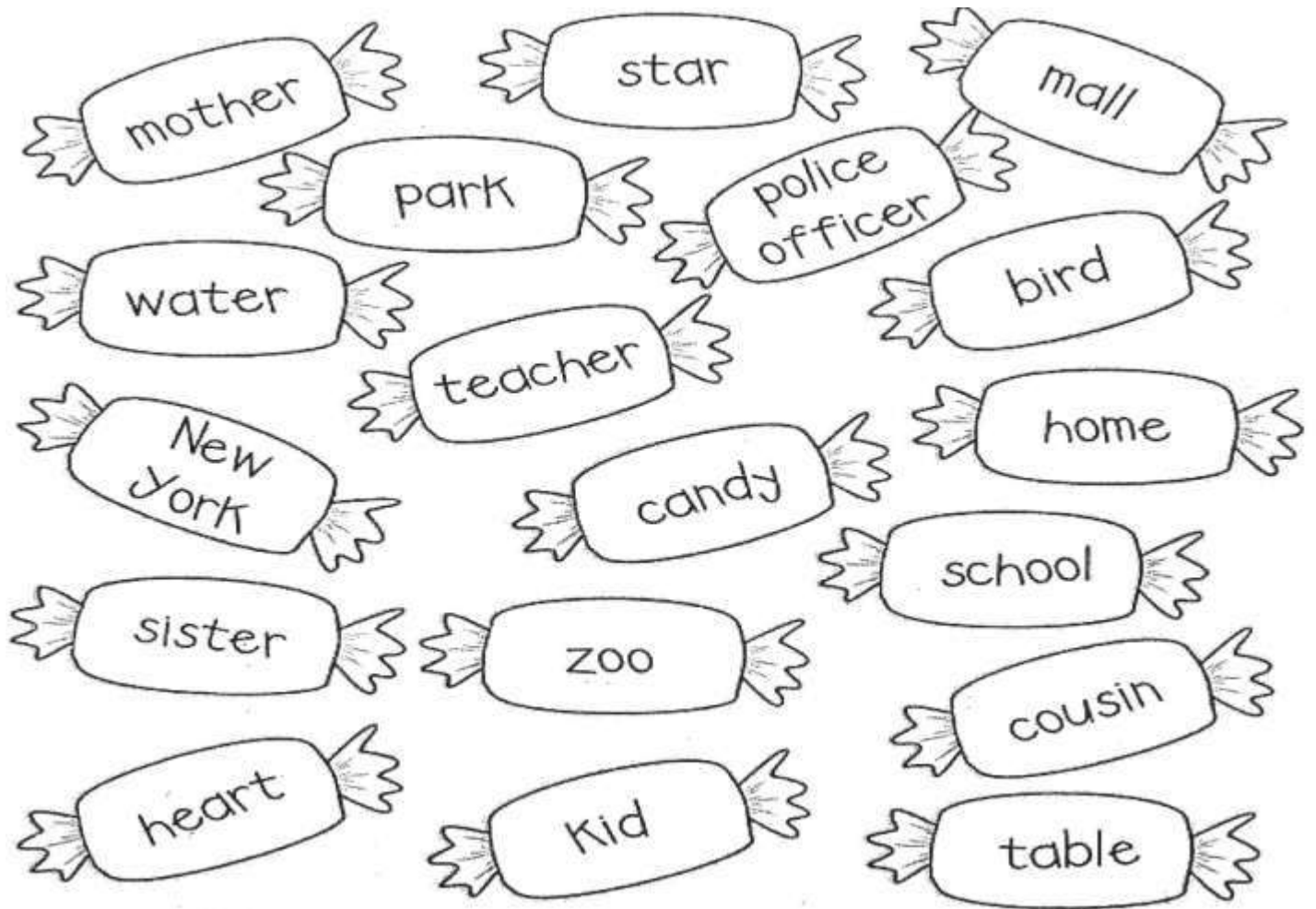
6. Fill in the blanks with the letters given below to make new words:

oo	ang	th
1. room	1. bang	1. this
2. t _ _ l	2. s _ _ _	2. _ _ at
3. p _ _ l	3. r _ _ _	3. _ _ ese
4. st _ _ l	4. h _ _ _	4. _ _ ose
5. br _ _ m	5. g _ _ _	5. _ _ ere

7. Sweet Nouns

Read the nouns on the candy. Use the color code to color the candy

Color Code: person - red place – purple thing - pink animal –orange



8. This summer choose any jingle phonics sound, listen to the song four to five times and record a video and send it to your English Teacher. E-mail Id is given below.

IN CASE OF ANY QUERIES, KINDLY MAIL TO:

SUPREET KAUR

ANITA TIWARI

supreet.kaur@academicworld.co.in

anita.tiwari@academicworld.co.in

Hindi

1. वर्ग पहेली में अ/ आ/ इ/ ई की मात्रा से दिये चित्र देखकर

उनके नाम ढूँढो।



न	ल	म	छ	ली
ग	सी	क	म	ल
आ	म	ना	का	प
दी	प	क	स	ह
ला	ल	गी	छा	ता
प	पी	ता	ही	ली
ड़ि	प	गी	नी	ला



2. कहानी को पढ़कर इसका सारांश निकालिए –



16. लालू और पीलू

एक मुर्गी थी। मुर्गी के दो चूजे थे।

एक का नाम था लालू। दूसरे का नाम था पीलू।

लालू लाल चीजें खाता था।

पीलू पीली चीजें खाता था।

एक दिन लालू ने एक पौधे पर कुछ लाल-लाल देखा।

लालू ने उसे खा लिया।

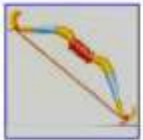
अरे, यह तो लाल मिर्च थी!



3. 1 **स्वर** – खाली स्थान में सही वर्ण भरो –

— आ, — ई, — ऊ, — ऐ — औ — अं — ।

2 **व्यंजन** – खाली स्थान में चित्र देखकर सही वर्ण भरो




क	—	ग	—	ङ
—	छ	—	झ	ञ
—	ठ	ड	—	ण
त	थ	—	ध	—
प	—	ब	भ	—
य	र	—	—	
श	—	स	—	



4. कहानी को चित्र एवं संकेतो के माध्यम से पूर्ण करिए –

दोनों आपस में मित्र थे। बन्दर हर दिन मगरमच्छ को
खाने को देता था। एक दिन मगरमच्छ थोड़े से
जामुन अपनी के लिए भी ले गया। उसकी पत्नी
ने सोचा कि ऐसे मीठे जामुन खाने वाले का
बहुत मीठा होगा।



उसने अपने पति से कहा कि एक दिन वह बन्दर को
घर लेकर आए। अगले ही दिन मगर ने बन्दर को अपनी
पर बैठाया और में अपने घर ले
चला।

नदी बन्दर जामुन पत्नी कलेजा पीठ


5. सही व्यंजन पर गोला लगाओ एवं उस व्यंजन से
तीन — तीन शब्द बनाओ-

 क ख घ	 घ च ज	 क छ ज	 ख क ग
 झ घ छ	 ट ठ ढ	 च त क	 ट ढ च
 ग त थ	 थ त क	 ढ ठ ड	 ख झ च

6. गर्मी के मौसम में खाने एवं पीने वाली चीजों के चित्र कॉपी में
चिपकाकर उनके नाम लिखिए —

7. अपनी कॉपी में तीन पेज सुलेख सुंदर लिखावट में लिखिए —

8. कहानी को पढ़कर प्रश्नों के उत्तर दीजिए –



एक समय की बात है। एक जंगल में एक शेर और एक चूहा रहता था। एक दिन शेर सो रहा था। चूहा सोते हुए शेर के ऊपर खेलने लगा। शेर की नींद खुल गई और उसने गुस्से से चूहे को पकड़ा और मार डालना चाहा। किन्तु चूहे ने माफ़ी मांग कर खुद को बचा लिया।

कुछ समय बाद शिकारियों ने उस शेर को जाल में पकड़ लिया। शेर बहुत घबरा गया। चूहे ने शेर को इस हालत में देखा, उसने झट से अपने दाँतों से जाल को काट दिया और शेर की जान बचाई।

सीख - अच्छा करो ,अच्छा मिलेगा।

- जंगल में कौन - कौन रहता था ?

- चूहे ने शेर को कैसे बचाया ?

- हमें इस कहानी से क्या सीख मिलती है ?

IN CASE OF ANY QUERIES, KINDLY MAIL TO:

PRIYANKA MISHRA


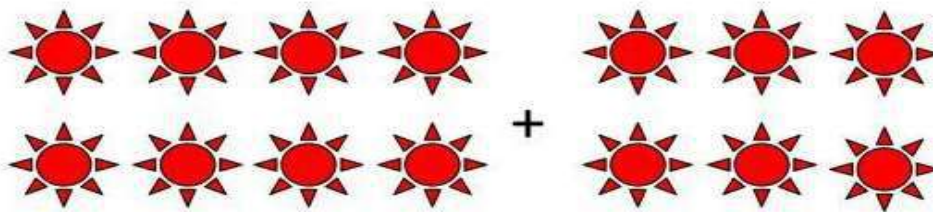

GEETIKA TIWARI

priyanka.mishra@academicworld.co.in

gitika.tiwari@academicworld.co.in

MATHEMATICS

1. Add the objects and write the answer in the boxes given below.



2. Add and subtract the following.

$2 + 7 = \underline{\quad}$

$7 - 3 = \underline{\quad}$

$6 + 2 = \underline{\quad}$

$2 + 5 = \underline{\quad}$

$2 + 0 = \underline{\quad}$

$6 - 3 = \underline{\quad}$

$4 - 4 = \underline{\quad}$

$5 - 3 = \underline{\quad}$



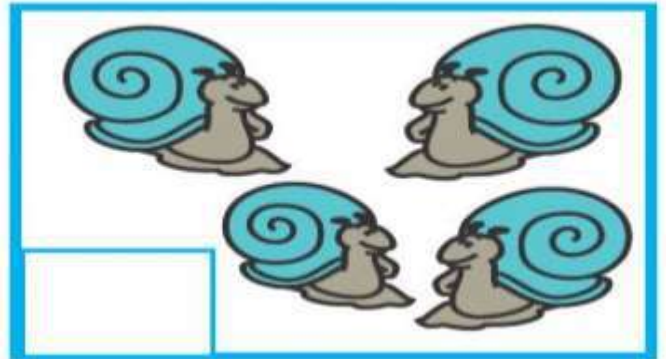
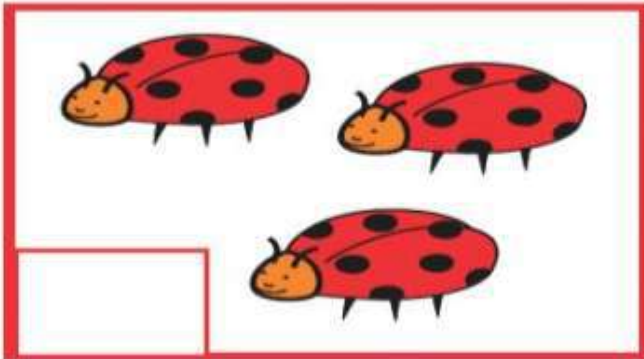
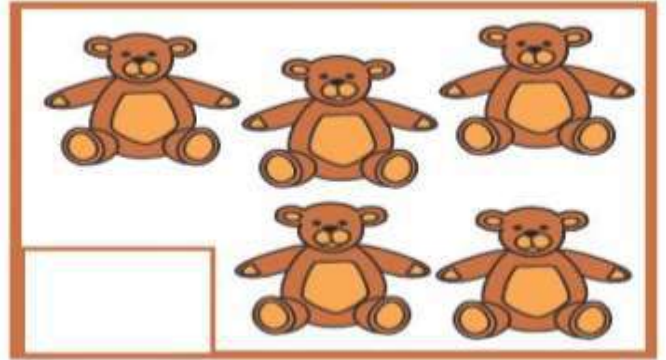
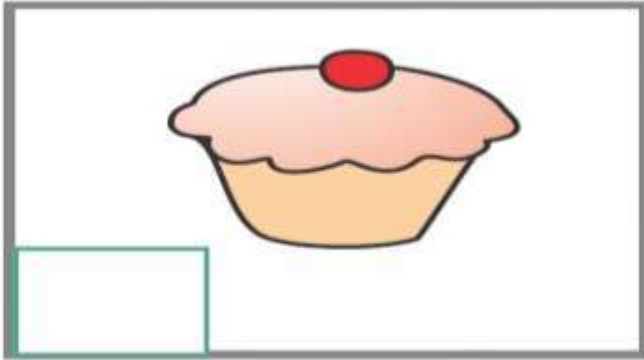
$8 - 4 = \underline{\quad}$

$1 + 9 = \underline{\quad}$

$4 + 4 = \underline{\quad}$

$3 + 4 = \underline{\quad}$

3. Count and write the number of objects in each box.



4. Draw/Paste any four objects that are round in shape.

5. Put >, < or = for the following.

11 ○ 20

2 ○ 5

19 ○ 18

9 ○ 1

12 ○ 17

10 ○ 10

14 ○ 15

8 ○ 3

23 ○ 23

22 ○ 29

30 ○ 25

28 ○ 27

6. Learn and write the multiple tables of 2 to 4.

$$2 \times 1 = 2$$

$$3 \times 1 = 3$$

$$4 \times 1 = 4$$

7. Match the numerals with correct number word.

30

31

32

33

34

35

36

37

38

39

40

Forty

Thirty-four

Thirty-six

Thirty-nine

Thirty-five

Thirty-two

Thirty-eight

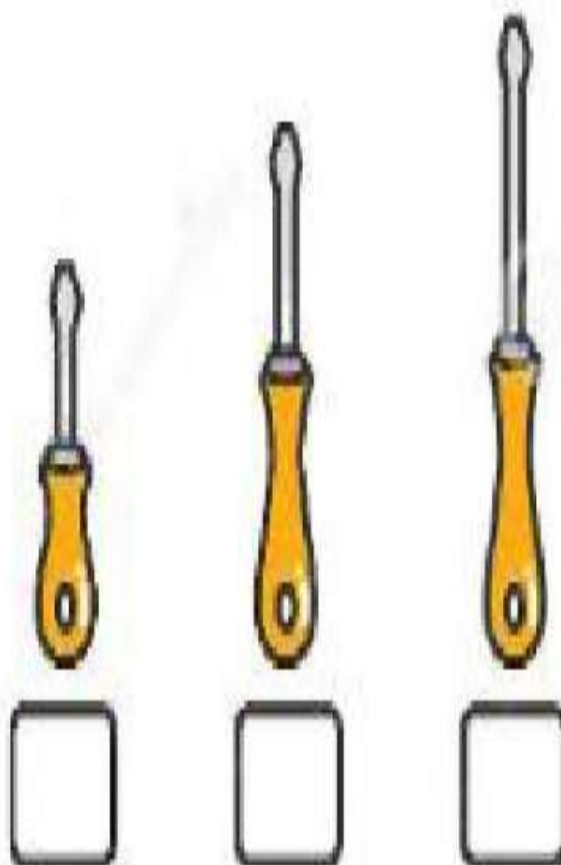

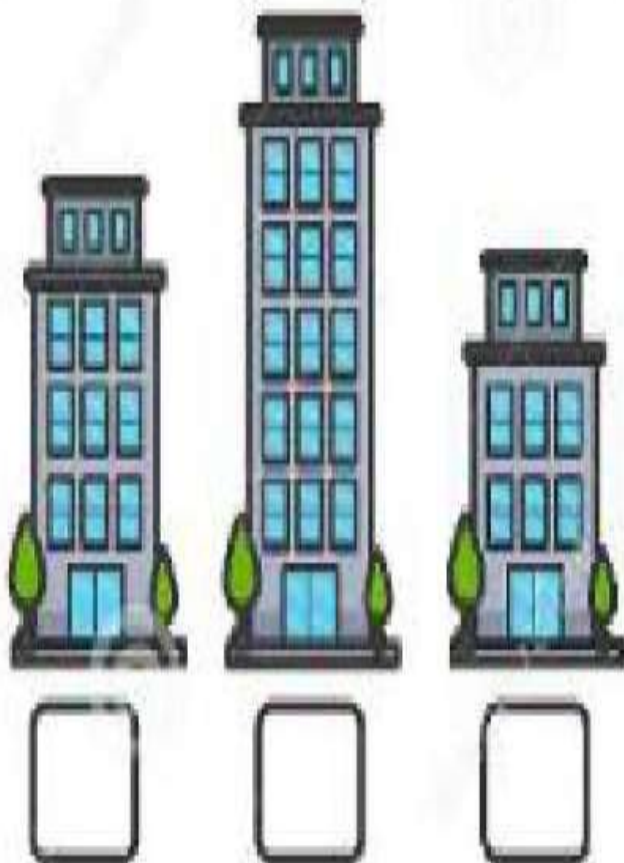
Thirty-three

Thirty

Thirty-one

Thirty-seven

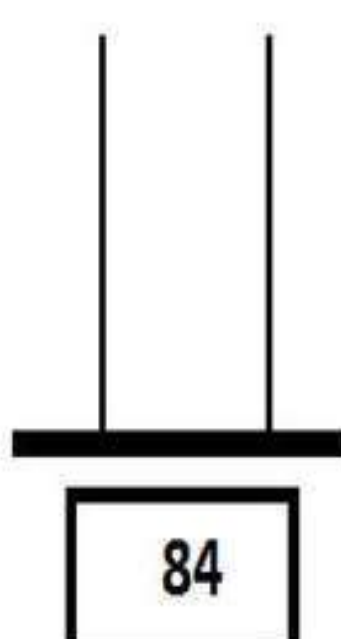
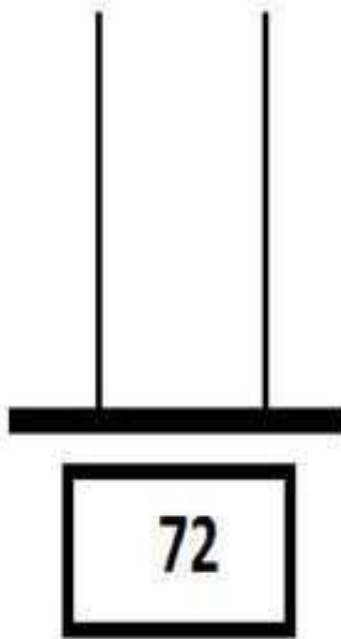
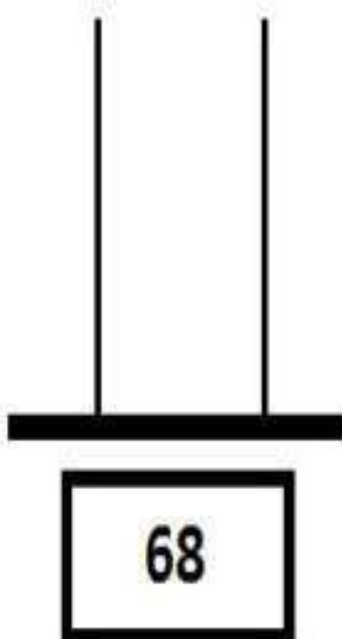
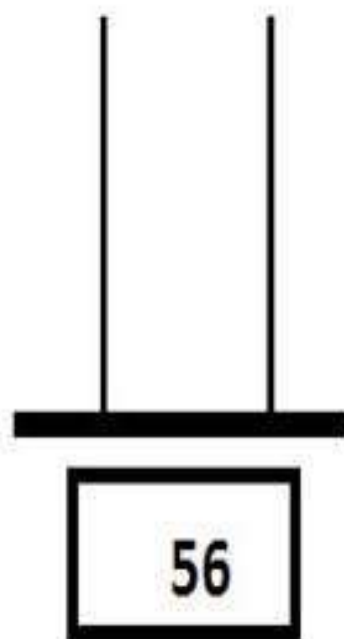
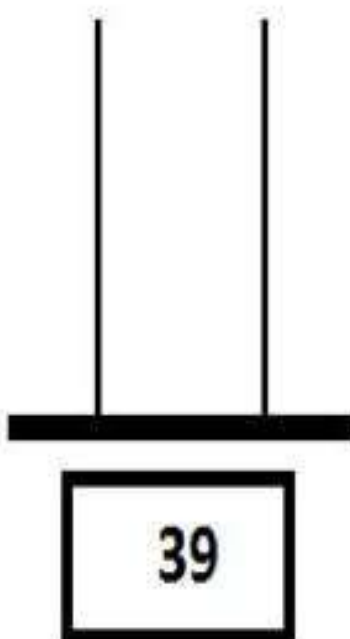
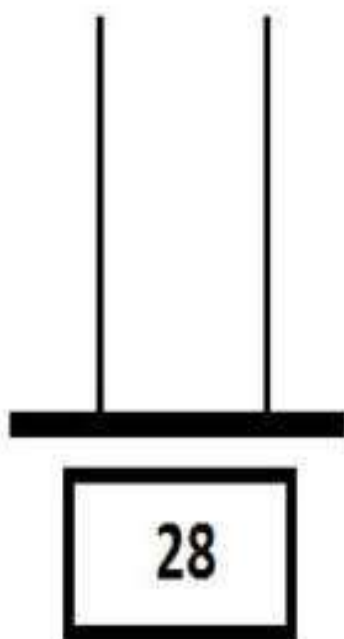
8. Tick the tallest/ longest object.



9. Paste "bindis" to show the given number on each abacus.

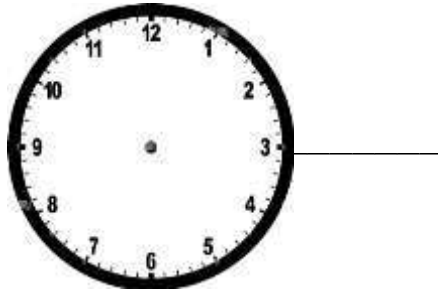


Draw beads to show the given number on each abacus

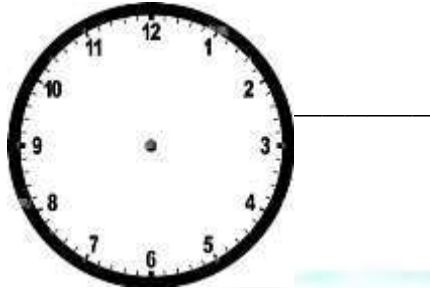


10. Prepare your own work schedule. Draw timings for the tasks asked.

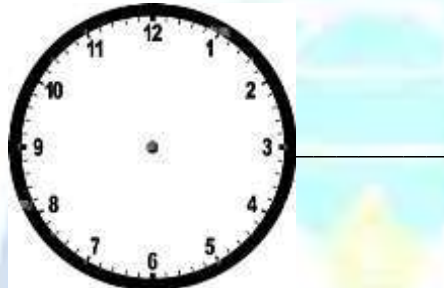
a) Time to woke up



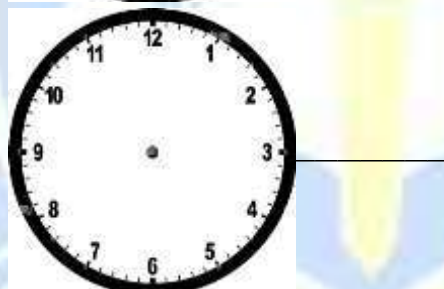
b) Brushing time



c) Bathing time



d) Breakfast time




e) Study time




11. Complete exercise 1 to 12 of your Mental Math book.

ACTIVITY:-

- Make numbers 0 to 9 using matchsticks and paste it in your math's notebook with the help of your parents.



- Paste the following shapes in your math's notebook.
 - Rectangle
 - Square
 - Triangle
 - Circle
- Paste the picture given below in your math's notebook. (**comparing numbers**)
(Hint: - you can use beads, colorful sheets, chocolates, buttons etc.)



IN CASE OF ANY QUERIES, KINDLY MAIL TO:

SEEMA SHARMA
SMRITI SHARMA

seema.sharma@academicworld.co.in
smriti.sharma@academicworld.co.in

Environmental Studies

1. Introduce yourself. Take out the printout of this page fill it and stick it in your scrapbook.

ALL ABOUT

I am **years old**

I Live with

My Friends Are

I like to watch

Favorite activities

My Favorite:

COLOR:

FOOD:

ANIMAL:

BOOKS:

I am good at

When I grow up I want to be...

2. You know kids, what makes you healthy and fit? It's exercise. Shoot your video doing exercise every day and send in your ERP.

Note – You can add other exercises of your wish.



Camel pose



Plow pose



Boat pose



Tree pose



Triangle pose



Belly breathing



Cobra pose



Warrior pose



Down dog pose

3. “Save tree and save the planet”

Task: Click pictures while planting a tree and write the things which we get from them in your scrap book.

Note- Don't forget to water your plant every day.



4. “My Five senses”

Task: Follow the rules given below.

- Which sense organ will help you to taste your favourite food items? _____
- Listen and watch the video link shared below and find out which organ helped you to hear and see it? https://youtu.be/Ep9_94G_k-s
- Take a flower and smell and find out which organ helped you to smell it?
- Take an ice cube on your hand and find out which sense organ helped you to feel?

Note: Complete this exercise on the A4 size color paper.

5. Do you know who is a good student? The student who knows good manners and has good habits is a good student. Let's learn by completing the worksheets given below.

Sorry

Please

Thank you

Excuse Me



Ways of Taking Care of Your Body

A. Match each child with the activity that is good for him or her.
Draw a line to connect them.



Game Time : Search and Learn

Directions: Circle the words given below



E	L	E	P	H	A	N	T	P
S	G	M	E	K	O	A	L	A
L	I	O	N	N	C	L	A	N
B	R	N	F	U	D	H	N	D
E	A	K	O	R	W	O	T	A
A	F	E	M	U	I	A	G	E
R	F	Y	C	H	E	R	D	Y
Z	E	B	R	A	D	E	E	R
P	I	N	T	I	G	E	R	W

dog
tiger
elephant

monkey
lion
panda

emu
zebra
bear

deer
koala
giraffe

IN CASE OF ANY QUERIES, KINDLY MAIL TO:

KOMAL SHUKLA

komal.shukla@academicworld.co.in

AISHWARYA BEHERA


aishwarya.behera@academicworld.co.in

Computer

1. Draw or paste picture of Five Natural things and Five Man-made things:

Natural Thing	Man-made Thing
	

2. Color the given parts of the computer.



3. Match the following:

Column -A



Column-B

Monitor

Keyboard

Mouse

C.P.U.

4. Draw the four main parts of the computer.



IN CASE OF ANY QUERIES, KINDLY MAIL TO:
SAKSHI CHAKRABORTY sakshi.chakraborty@academicworld.co.in

Dance

1. Do this 5 basic hand gestures :

a) Hand closing



b) Hand opening



c) Wrist flexion



d) Wrist extension



e) Index finger straightening and thumb straightening



2. Do this 6 basic facial expression practice in the front of mirror.



a. Happiness



b. Confusion



c. Sadness



d. Surprise



e. . Anger



f. Excitement

3. Do these 5 basic body movements of dance.



a. Bending

b. Shaking



c. Stretching



d. Twisting



e. Turning



Note: You have to practice it for 10 days and send your videos via ERP or E-mail.

**IN CASE OF ANY QUERIES, KINDLY MAIL TO:
POONAM GUPTA poonam.gupta@academicworld.co.in**

LEARN, CREATE AND CELEBRATE !!!!

Happy Vacation...