



ACADEMIC WORLD SCHOOL™ BEMETARA

SESSION: 2023-24

SUMMER VACATION ASSIGNMENT

Grade: III

GENERAL GUIDELINES:

1. USE A SEPARATE NOTE BOOK / PROJECT FILE FOR EACH SUBJECT (100 Pages). Activity based Homework to be done in a separate file.
2. **Do not copy & paste from the Internet.** Questions will be asked verbally on the content of the assignments given.
3. Submission of Holidays HW : **15th June, 2023.** Marks will be deducted if not submitted by the due date.
4. The Holidays Homework can be downloaded from the school's website: www.academicworld.co.in and School's ERP
5. For Assignment related queries, do contact the subject teacher via e-mail given underneath every subject assignment.

1. SUMMER ASSIGNMENT – COMPUTER

1. Make a list of Hardware and Software components of a computer with their examples.
2. Collect and paste the pictures in a chart paper of Input-Processing-Output cycle from your daily life with 5 different examples.
3. Prepare a chart of various softwares with their respective tasks.
4. Create INVITATION E- greeting cards for various Festivals (Holi, Diwali, Dussherra, Eid, Christmas) using any one of the following online editors.

<https://www.canva.com>

<https://www.greetingsisland.com>

<https://www.Smilebox.com>

<https://www.BeFunky.com>

***Note:** Kindly send your file in the given email: k.gayatri@academicworld.co.in

IN CASE OF ANY QUERIES, KINDLY MAIL TO:

K GAYATRI

k.gayatri@academicworld.co.in

=====:0000:=====

2. SUMMER ASSIGNMENT – HINDI

- 1) गुजरात राज्य के पकवान और पोशाकों के चित्रों को कोलाज के रूप में प्रदर्शित करें ।
- 2) नीचे दी गई रामायण पर आधारित शब्द पहेली हल कर कीजिए तथा उनके पात्रों के बारे एक-एक लाइन लिखिए –



- 3) कहानी की लिंक (खाने की कीमत) <https://youtu.be/3xmT-F46kWU>
कहानी सुनकर अपने पसंद के पात्र के विषय में तीन वाक्य लिखें तथा इस कहानी से क्या शिक्षा मिलती है लिखें ।
- 4) ग्रीष्मकालिन अवकाश में आप कहाँ-कहाँ गए थे और आपने अपनी छुट्टियाँ कैसे बिताए विस्तार से लिखिए ।
- 5) प्रकृति पर एक सुंदर कविता चित्र सहित लिखिए ।

IN CASE OF ANY QUERIES, KINDLY MAIL TO:

3A: Ms. RASHMI GADRE - rashmi.amreeshgadre@academicworld.co.in

3B & 3C: Ms. RASHMI DHANGAR - rashmi.dhangar@academicworld.co.in

=====0000=====

3. SUMMER ASSIGNMENT – SCIENCE

1. TOPIC- Model Based- Make a model of Solar power irrigation system.

Material required- 3 large rectangular shape card boards, 4 soap cardboards etc.

Learning Objective –Students will able to

- Learn about solar power irrigation system.
- Analyze the working conditions of solar irrigation system.

Procedure- Follow the steps shown in link.

Suggested link- <https://youtu.be/OBIKa336j1s>



Learning outcome:

At the end of this activity students will be able to explain the working condition of solar power irrigation system.

2. TOPIC- Energy consumption at home.

Material required- Electricity meter, A4 size paper & writing materials.

Learning Objective: Students would be able to-

- Learn to read and record electric meter.
- Explore about electricity consumption per day.

Procedure:

- Students will learn to read the electric meter with the help of their parents.
- They will record the electricity consumption per day for a week.

Day	Date	No. of Units Consumed

On above observation answer the following questions:

- What is the total electricity consumption of the week?
- On which day the consumption is highest? Find out the reason.
- Have you noticed any particular appliances at home that consume the most electricity?
- Find out any three ways to save electricity at your home.

3. Topic: To know about any 5 musical instruments of Gujarat and Chhattisgarh.

Learning Objectives: Students will be able to create and identify different musical instruments of Gujarat and Chhattisgarh.

Procedure:

- Collect a pictures of any 5 musical instruments of Gujarat and Chhattisgarh and create a collage of the same.
- Make a model of musical instrument and classified them into following types:
Wind instrument, percussion instrument & string instrument.(any one)
- Write any 2 characteristics of each of the musical instrument.

Learning Outcomes:

At the end of this activity students will be able to categorized musical instruments of Gujarat and Chhattisgarh.


Suggested link- <https://www.gujaratexpert.com/music-of-gujarat/>

<https://www.cggk.in/2020/11/Traditional%20musical%20instrument%20of%20chhattisgarh.html>

IN CASE OF ANY QUERIES, KINDLY MAIL TO:

Sec. A-Ms. Nidhi-	sharma.nidhi@academicworld.co.in
Sec. B-Ms. Pranita-	pranita.jadhao@academicworld.co.in
Sec. C-Ms. Nidhi-	sharma.nidhi@academicworld.co.in

=====::0000::=====



4. SUMMER ASSIGNMENT – ENGLISH

1. ACTIVITY- Sketch and describe different kinds of 'Kites.'

OBJECTIVE –

- To encourage pupils to describe and observe details in the picture.
- To give pupils the opportunity to create various corresponding sentences.
- To involve in sequencing.
- To enhance writing skills and vocabulary.

PROCEDURE –

The students will be asked to sketch four to five different kinds of kites, where they will draw the pictures of different kinds of 'KITES' and describe the picture in their own words in 30-40 words. (shape, size, colour, design, material used)

Sample:



Vocabulary:

Hints – Paper kite, plastic kite, colourful kite, printed kite, Patang, celebrated on Makar Sankranti, also known as 'UTTARAYAN' famous festival of Gujarat, material used for, manza, is in different shapes, rhombus, thread, firkee, bamboo sticks, illuminated kites filled with lights and candles.

2. PROJECT- Make an Invitation Card on occasion of 'Holi Festival.'

OBJECTIVE

- Increase knowledge of a subject fostering a greater understanding and appreciation of **festivals**.
- Students engage in a creative process which connects an **art** form.
- Besides creating a fun and engaging way to get students to learn and absorb new material.
- The **arts** help children develop language skills and inventiveness.

MATERIALS REQUIRED – Colourful paper, decorative material, drawing or images, sketch colours or crayons.

Sample-



3. Create a dictionary by choosing difficult words from the books of Social Science, Science and English. Arrange the words alphabetically, find their meanings, write it along with the word and create your own personal dictionary (60 words).

4. Watch the following English movies:

Matilda, Charlie and the Chocolate Factory, Charlotte's Web

Links for reference:

https://youtu.be/_4qGvck4vpc

<https://youtu.be/n4uulsRBc-Y>

<https://youtu.be/CgI67J-bVR8>

Write ten sentences on the character which you liked the most.

5. Write five describing words showing facial expressions. Paste their pictures and write the expression shown. For e.g. sad and write two sentences each using those expressions.

IN CASE OF ANY QUERIES, KINDLY MAIL TO:

Section 3A MS. POONAM SAHU -

poonam.sahu@academicworld.co.in

Section 3B MS. K.LAXMI KAMESHWARI -

k.laxmi.kameshwari@academicworld.co.in

Section 3C MS. RITA RANI PATNAYAK -

rita.ranipatnayak@academicworld.co.in

=====:0000:=====

5. SUMMER ASSIGNMENT –SOCIAL STUDIES

ASSIGNMENT NO.1

PROJECT-POSTER DESIGNING

TOPIC-TOURISTS PLACES OF GUJARAT

PROCEDURE: The students will use their own abilities and imagination to create and prepare a poster on various tourist attractions in Gujarat. The poster should feature vibrant graphics, text, and information.

MATERIALS REQUIRED –

Images, Pencil, Eraser, Highlighter Pens, images, Sticky Notes, glitter paper, glitter tape, glue etc according to your need.

LEARNING OBJECTIVES-

- Students would enhance their knowledge of the flourishing Tourism Industry.
- They would also be able to **recognize** the various heritage and cultural monuments and buildings.

MODE OF PROJECT- Create a Poster

SUB TOPICS

- Give your poster an attractive title.
- Kindly mention the details for the given places with good quality images:

TOURIST PLACES IN GUJARAT-

- | | |
|-------------------------------|------------------------------|
| 1. <i>Somnath Temple</i> | 6. <i>Bhuj</i> |
| 2. <i>Gir National Park</i> | 7. <i>Champaner-Pavagadh</i> |
| 3. <i>Archaeological Park</i> | 8. <i>Rann of Kutch</i> |
| 4. <i>Rani Ki Vav Patan</i> | 9. <i>Modhera Sun Temple</i> |
| 5. <i>Dholavira</i> | 10. <i>Chorwad Beach</i> |

LINKS FOR REFERENCE- <https://youtu.be/NHXidlH-dBw>

SAMPLE:



Somnath Temple is located in the district of Junagadh, is considered one of the 12 Jyotirlingas of Lord Shiva. The fabulous wealth of Somnath Temple attracted various invaders who attacked and plundered it ruthlessly. However, every invasion was followed by its reconstruction, restoring it to its former glory.

ASSIGNMENT NO. 2
PROJECT- KATHPUTLI CRAFT



"Kath" means wood and "putli" means doll. Kathputli is a craft from Jaipur, Rajasthan about making wooden dolls by hand.

LEARNING OBJECTIVES-

- Students would enhance their knowledge of the art of making puppets/ Kathputlis.
- They would also be able to **decide** various colour combinations.
- They would be able to **revive** the dying art of Kathputli making.

PROCEDURE: Students must use the materials at their command to create a Kathputli or puppet. They must also decorate it to make it appear appealing.

LINK FOR REFERENCE- <https://youtu.be/vBoLdWU57VA>

LEARNING OUTCOME-

At the end of this project,

1. Students would learn to use puppets for depiction of stories.
2. The puppet art would enhance their gross motor skills.

RUBRICS –

Creativity – 2 marks

Understanding – 2 marks

Content – 1 mark

IN CASE OF ANY QUERIES, MAIL TO:

GRADE-III

SECTION- 3A

Ms. Monika Sahu

monika.sahu@academicworld.co.in

SECTION- 3B

Ms. Sharda Sangneria

sharda.sanganeria@academicworld.co.in

SECTION- 3C

Ms. Monika Sahu

monika.sahu@academicworld.co.in

=====::0000::=====

6. SUMMER ASSIGNMENT – MATHEMATICS

1. Concept: Creative thinking and Art Integrated


Topic - ODD AND EVEN POT STEPS:-

Learning Objective: To enhance and develop student's critical thinking skills.

Note: The flower must be the state flower of Gujarat that is Marigold.

- Create two pots for Odd and Even numbers on a coloured sheet. One pot will named as odd pot and another pot will named as even pot.
- Make two marigold flowers, then stick one flower in odd pot and another flower in even pot.
- Go around your house, taking number suggestions from your family members and friends (1-100).
- Write the numbers suggested by your family and friends on the petals of the flower.
- Video link for reference: ➤ <https://www.youtube.com/watch?v=5aMiAFKL9ts>

Sample of flower is given below:



Learning Outcome: Student will be able to sort even and odd numbers and able to identify the difference between odd and even numbers.

2. Concept: Integrated Activity

Topic: Time

Learning Objective: To enhance and develop students analyzing skills.

Activity: Make a clock using cardboard/thermocool. Write the numbers (1 to 12) in Roman numerals. Write Roman numbers with the help of ice cream stick or match stick. Sample of clock is given below:



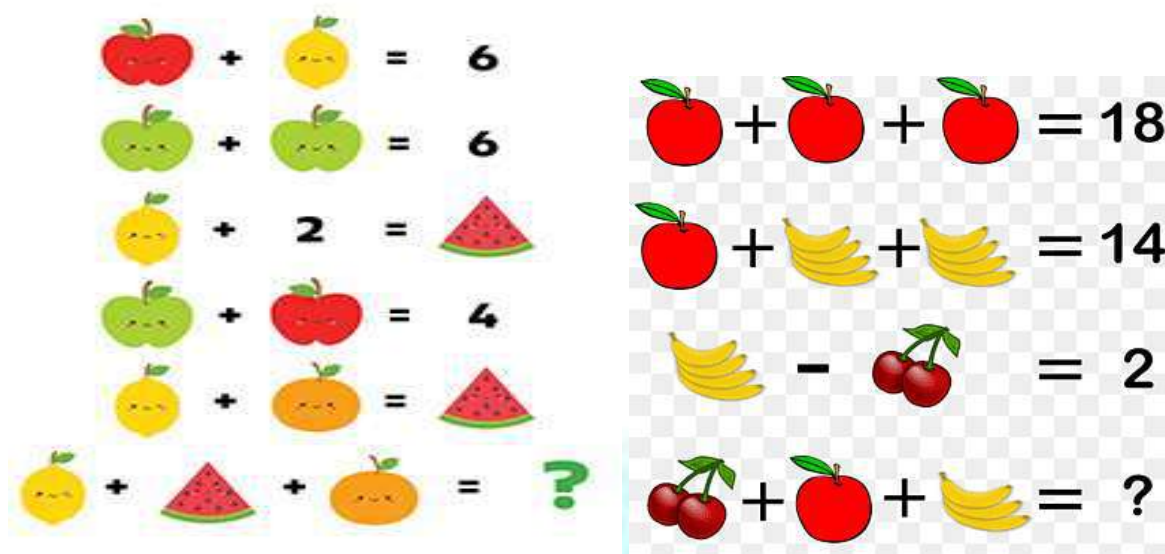
I	1	VI	6
II	2	VII	7
III	3	VIII	8
IV	4	IX	9
V	5	X	10

Learning Outcome: Students will be able to demonstrate their understanding about roman numbers.

3. Concept: Logical Reasoning

Topic: Addition and Subtraction

Learning Objective - To enhance and develop students mind mapping and evaluating skills.



Learning Outcome - Student will be able to solve the puzzle by understanding the logic involved in it.

4. Concept: Data Analysis

Topic: Make a birthday record of your family/friends and relatives in a scrapbook and maintain it. An example is done for you.

Learning Objective: To enhance and develop students organizing and tabulating skills.

Birthday Record

Month	Family/friend/relative	Date of Birth	Total birthday in a month
January	1) Father 2) Cousin 3) Uncle	1) 16/01/86 2) 22/01/11 3) 30/01/84	3

Learning Outcome: Student will able to understand about days, months and years.

5. Mental Maths

Topic: Exercise 1 to 15 from Mental Maths Book.

Learning Objective: To enhance and develop basic concepts by doing practice worksheets.

Learning Outcome: Students will able to understand the concept of number system and basic four operations in Maths.

IN CASE OF ANY QUERIES, MAIL TO:

3A & 3B ROY PRIYA RAMESH - roypriyaramesh@academicworld.co.in

3C RIYA LOHIA - riya.lohia@academicworld.co.in

=====:0000:=====