



ACADEMIC WORLD SCHOOL™
BEMETARA

SESSION: 2023-24

SUMMER VACATION ASSIGNMENT

Grade: IV

GENERAL GUIDELINES:

1. *USE A SEPARATE NOTE BOOK / PROJECT FILE FOR EACH SUBJECT (100 Pages). Activity based Homework to be done in a separate file.*
2. **Do not copy & paste from the Internet.** Questions will be asked verbally on the content of the assignments given.
3. Submission of Holidays HW : **15th June, 2023.** Marks will be deducted if not submitted by the due date.
4. The Holidays Homework can be downloaded from the school's website: www.academicworld.co.in and School's ERP
5. For Assignment related queries, do contact the subject teacher via e-mail given underneath every subject assignment.

1. SUMMER ASSIGNMENT – COMPUTER

1. Write the features of Word processor.
2. Make a screen window of MS Word and label it.
3. Make a chart of basic working with text.
4. Make a chart to differentiate between the various alignments in MS Word.
5. Create **two E- greeting cards** for the invitations of the following occasions (Garba Night, Annual Day Celebration) using any one of the following online editors.

<https://www.canva.com>

<https://www.greetingsisland.com>

<https://www.Smilebox.com>

<https://www.BeFunky.com>

***Note:** Kindly send your file in the given email: k.gayatri@academicworld.co.in

IN CASE OF ANY QUERIES, KINDLY MAIL TO:

Ms. K GAYATRI

k.gayatri@academicworld.co.in

=====:0000:=====

2. SUMMER ASSIGNMENT –HINDI

- 1) गुजरात राज्य के त्योहारों को चित्रों के माध्यम से कोलाज के रूप में प्रदर्शित कीजिए।
- 2) नीचे दिए चित्रों से संबंधित चार मुहावरों को लिखकर उनका सचित्र प्रदर्शन करें व अर्थ भी लिखें।



- 2) नीचे दी गई व्याकरण पर आधारित शब्द पहेली हल कर लिखिए।

बिना गण शब्दों को वर्ग पहेली में डूँडकर उन पर घेरा बनाइए—

फल	रथ	घर	आम	कलश
अजगर	शरबत	रमकल	शहद	बटन

र	थ	द	म	ब
द	अ	ज	ग	र
म	त	श	क	न
क	आ	र	ल	ब
ल	म	ब	श	ट
घ	क	त	श	न
फ	ल	क	ह	घ
ट	श	श	द	र

- 3) कहानी की लिंक (गुजराती लोककथा – 'मुफ्त ही मुफ्त') https://youtu.be/am1paru_bgM
कहानी सुनकर अपनी पसंद के पात्र के विषय में तीन वाक्य लिखें।

- 4) गुजरात से संबंधित कोई एक सुंदर सी कविता (गुजरात सुनहरा) गाते हुए वीडियो बनाएँ।

(टिप्पणी – सभी छात्र गृहकार्य की नोटपुस्तिका अलग से बनाए और उसमें उत्तर लिखेंगे। किसी भी समस्या के समाधान हेतु निम्न ई मेल पते पर सम्पर्क करें।

Class 4A & 4C : Ms. RASHMI DHANGAR- rashmi.dhangar@academicworld.co.in

Class 4B: Ms. RASHMI GADRE- rashmi.amreeshgadre@academicworld.co.in

=====0000=====

3. SUMMER ASSIGNMENT – SCIENCE

Topic : Working Model

Aim : To make a mini greenhouse working model in 3D .



Learning Objectives: Students will be able to

1. Describe how Earth's natural greenhouse effect works.
2. Describe the results of an unbalanced greenhouse effect.
3. Understand methods of increasing and decreasing the greenhouse effect.

Material Required: cardboard, plastic bags, plants, glue gun.

Suggested Links : <https://youtu.be/ot9O-WMH8fI>

- Questions:**
1. What will happen if there will be no plants?
 2. Who absorbs the gases in the atmosphere?

Learning Outcomes: Students will be able to

- i) explain the greenhouse effect.
- ii) explain how greenhouse gases benefit and harm the earth.

2. Research Based :

Topic : Weather report : Observe the daily weather forecast for a week.




Materials Required: Newspaper, television(you can take help from Google), project file

Learning Objectives: - Students will be able to

- i) prepare a weather report based on a real weather forecast.
- ii) apply skills of analysis, evaluation and explanation to their writing and speaking.

Procedure: -

1. Students will take the help of newspapers, television or Google for daily weather updates.
2. They will record the observation in their observation file.
3. Observe the weather and mark it in the respective box whether it is sunny / rainy or wind. They will also note down the temperature.
4. They will note down the above mentioned details on a regular basis for a week and answer the following questions.

Days	 Sunny	 Rainy	 Wind	Temperature
Monday				
Tuesday				
Wednesday				
Thursday				
Friday				
Saturday				
Sunday				

Questions:

1. What is the weather?
2. Which date has the maximum temperature?
3. On which day, you experienced the lowest temperature?
4. Is weather the same every day? On which day you find the weather windy, cloudy and hot?

Learning Outcomes: - After this activity, students will be able to analyze the different weather conditions.

They will also develop a habit of observing weather.

3. Observation Based:

Topic: - Observe the traditional thali of Gujarat.

- And write down the names and ingredients used for it.
- Categorize the food items according to plant source and animal source.

Learning Objectives: Students will be able to differentiate critical thinking skills and analytical abilities to identify nutrition in food. Based on these observation students are able to answer the following questions.



Name of the food item in Gujarati Thali	Ingredients	Plant source/Animal Source
1.		
2.		
3.		
4.		
5.		

Questions:

1. How much protein does a child need?
2. Why turmeric is used while cooking the vegetables?
3. Why is salt used in pickles?
4. Write the names of five pulses and five spices.

Learning Outcomes:

- Evaluate foods in regards to nutritional values
- Apply nutritional values to a personal diet.
- will analyze the role of food and nutrients in health and diseases.

3. Observation Based:

Topic: - Observe the meal plan of your home which your mother is cooking.

Learning Objectives: Students will be able to differentiate critical thinking skills and analytical abilities to identify nutrition in food.

Procedure: 1. Observe in the kitchen what your mother is cooking.

2. Put a tick mark over there and write what you have eaten.

3. Answer the following questions accordingly.

Days	Breakfast	Lunch	Dinner
Monday			
Tuesday			
Wednesday			
Thursday			
Friday			
Saturday			
Sunday			

Questions:

1. Is your the meal same every day?
2. List five food items which you had eaten for breakfast.
3. What will happen if your mother will give you the same food every day?
4. On which day you enjoyed your meal the most ?
5. Write down your five favourite food items.

Learning Outcomes: - enhance the curiosity
 - develop good eating habits

Note: Show gratitude to your mother for preparing a delicious meal for you which you liked and would appreciate her for.

In case of any queries:

Sec. A- Ms. Nidhi-
Sec. B & C- Ms. Pranita -

sharma.nidhi@academicworld.co.in
pranita.jadhao@academicworld.co.in

=====:0000:=====

4. SUMMER ASSIGNMENT – ENGLISH

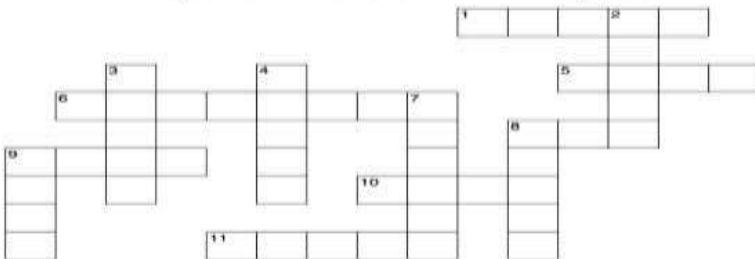
Task- I

<https://www.liveworksheets.com/yv836911qv>

Click on the above link and learn and enjoy the vocabulary related to summer holidays.

- Complete the word puzzle of antonyms using the clues.

Antonyms
Fill in the puzzle with the words that mean the opposite.




www.HaveFunTeaching.com

ACROSS	DOWN
1 Opposite of Quiet	2 Opposite of Finish
5 Opposite of Run	3 Opposite of Smooth
6 Opposite of Black and White	4 Opposite of Smile
8 Opposite of Cold	7 Opposite of Big
9 Opposite of Low	8 Opposite of Sad
10 Opposite of Go	9 Opposite of Soft
11 Opposite of Small	

WORD BANK: Colorful, frown, happy, hard, high, hot, large, little, noisy, rough, start, stop, walk.

- Complete the word puzzle of synonyms using the word clues.

Synonyms Review
Fill in the puzzle with the words that mean the same thing or almost the same thing.



ACROSS	DOWN
4 Synonym of Hop	1 Synonym of Eat
5 Synonym of Hot	2 Synonym of Go away
6 Synonym of Stone	3 Synonym of Run
8 Synonym of Start	7 Synonym of Finish
9 Synonym of Throw	8 Synonym of Dance
12 Synonym of Big	10 Synonym of Talk
13 Synonym of Fire	11 Synonym of Automobile

WORD BANK

begin	boogie
car	end
flame	giant
jump	leave
munch	rock
speak	sprint
toss	warm

Task- II

Use the picture clues and write a short story on it with a moral.

Steps to write a story:

- ✓ Don't forget to add Title to your story.
- ✓ Write only in paragraph manner.
- ✓ Write in legible handwriting.
- ✓ Use the vocabulary hints:
 - ***Look and follow the order of the picture to create a story.**
 - ***Each paragraph must contain at least three sentences.**



(Vocabulary Hints: once, two friends, walking, through , forest, danger, knew, suddenly, large, bear, one, friend, climbed, other, unable, climb, he, lay, down, dead, breathless, pretending, smelt, ears, left, place, because, bears, touch, do, not, creatures, dead, etc.....)

For Example:

A lion and a mouse

Once upon a time. There lived a lion and a mouse. One day the lion was sleeping. The mouse started playing on it. The lion woke up. He caught up the mouse and was going to kill. The mouse requested for forgiveness. The lion let him go. After some days the lion caught in a net. The mouse cut the net with his teeth. The lion was free. He thanked the mouse.

MORAL:
DO GOOD HAVE GOOD

Task- III



Imagine you have witnessed the Uttarayan Festival in Gujarat. Write a small paragraph about this festival. (Word Limit – 50-60)

Make and Paste the colorful kites to represent this festival. Do it in your Scrap book.

Points to Remember:

- ✓ When is it celebrated?
- ✓ Where is it celebrated?
- ✓ Why is it celebrated?
- ✓ What is the other name of the Uttarayan Festival?

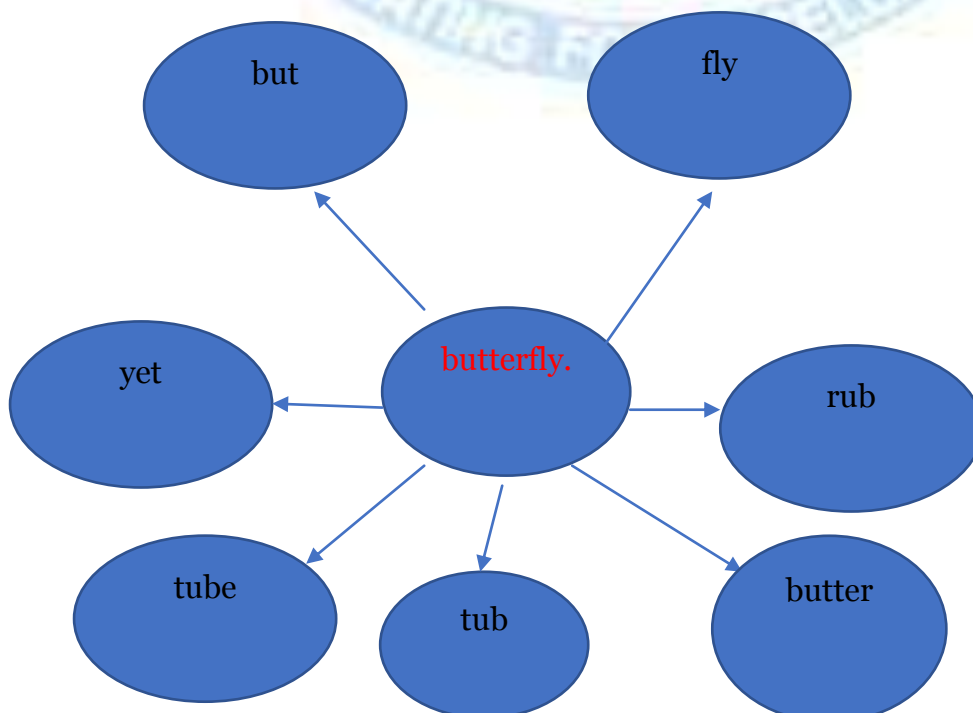
Vocabulary Hints: (one, of, the, biggest, festivals, homes in Gujarat, make kites, marks, winter, turns, summer, according, Indian, calendar, this, day, local food, Undiyu, chikki, jalebi, also, known, as, International, Kite, Festival, people, participate, kite, flyig, competition etc.....)

Task – IV

Let's have **"Fun with Words"**. Make as many new words as you can from the given words. Select any one word and make a beautiful cutout on a half drawing sheet (size 56 cm by 35 cm) as shown below.

Words for the task- i) hippopotamus, ii) carpenter, iii) blackboard, iv) supernatural, v) playground.

EXAMPLE-



Task- V

Read any of these classic stories as a part of leisure reading, and to inculcate book reading as a hobby.

- The Elves and the Shoemaker – <https://youtu.be/WKo-x4W2Adc>
- The Ugly Duckling - <https://youtu.be/TyrmcD8Ymlo>
- The Little Pigs - <https://youtu.be/Tmo4XgTHkxQ>
- A Kidnapped Santa Claus- <https://youtu.be/gUBiXYhyEeo>

Watch and enjoy the stories and prepare yourself for the story telling activity. You can also watch other stories other than given in the list.

In case of any queries, kindly mail to:

- | | | | |
|----|------------------------|---|--|
| 4A | Ms. K.LAXMI KAMESHWARI | - | k.laxmi.kameshwari@academicworld.co.in |
| 4B | Ms. POONAM SAHU | - | poonam.sahu@academicworld.co.in |
| 4C | Ms. RITA RANI PATNAYAK | - | rita.ranipatnayak@academicworld.co.in |

=====::0000::=====



5. SUMMER ASSIGNMENT – SOCIAL STUDIES

ASSIGNMENT NO.1

PROJECT- POSTER ON SOLAR REVOLUTION IN GUJARAT

TOPIC- SOLAR REVOLUTION IN GUJARAT

LEARNING OBJECTIVES:

- Students would **enhance** their knowledge of techniques used for harnessing the Solar Energy.
- The students would also be able to **recapitulate** the various uses of Solar Energy.
- It would also make the students **aware** of their part in balancing the Environment.

PROCEDURE: The students will use their own abilities and imagination to create and prepare a poster on use of solar energy in Gujarat. The poster should feature vibrant graphics, text and information.

MATERIALS REQUIRED –

Newspaper cut outs, Images, Pencil, Eraser, Highlighter Pens, Sticky Notes, glitter paper, glitter tape, colours, glue etc. (according to your needs).

MODE OF PROJECT- To be made on a Chart sheet.

SUB TOPICS:

- Give your poster an attractive title.
- Kindly mention the facts along with news cut outs of good quality.

POSTERS MAY HAVE FOLLOWING DETAILS-

1. **About Solar Energy**
2. **Cut outs of News Headlines**
3. **Geographic Location**
4. **The Gujarat Hybrid Renewable Energy Park at Kutchh.**
5. **Facts**
6. **Solar Park**
7. **Solar Energy Policy**

LEARNING OUTCOME-

At the end of this project,

- Students will acknowledge Solar Energy as an eco-friendly and a cost -effective source of energy. Also mark its other benefits for our planet.
- Students will intend to use natural resources in the best possible way and will contribute to sustainable development goals (SDGs).

ASSIGNMENT NO. 2

PROJECT-FAMOUS HANDICRAFTS OF GUJARAT



Gujarat is blessed with rich and vibrant tradition of Handicrafts. It is widely differing in its proportions of its patterns to the element of wonderful exquisite Artifacts in various forms. It stands unique with diverse arts and crafts – a combination mixed with aesthetic appeal.

LEARNING OBJECTIVES-

- Students would **enhance** their knowledge of the art of making handicrafts by using different art forms of Gujarat.
- The students would be able to **relate** to the various cultures in Gujarat.

DIRECTIONS:

Students must use the materials available with them to create any piece of art like wall decor, wall-hanging, work on a piece of cloth, etc. by applying given handicraft art work of Gujarat. They must also decorate it to make it appealing.

- | | |
|--------------------------|-----------------------------|
| • Needlework | • Pottery |
| • Tie and dye - Bandhani | • Mirror work |
| • Bead work | • Textile culture |
| • Patola | • Zari |
| • Jewellery | • Mud Work Art / Lippan Art |

LINKS FOR REFERENCE:

<https://youtu.be/W6NxUCOi55k>

[https://www.indianholiday.com/gujarat/arts- and-crafts/](https://www.indianholiday.com/gujarat/arts-and-crafts/)

<https://gurjari.gujarat.gov.in/>

LEARNING OUTCOME-

At the end of this project,

- Students will get acquainted with various decorative materials used for assembling any particular handicraft.

- Students will experience *a sense of achievement and will find themselves as a creative individual* which will build their confidence.

IN CASE OF ANY QUERIES, MAIL TO:

SECTION-A Ms. Sharda Sangneria

SECTION-B Ms. Monika Sahu

SECTION-C Ms. Poonam Sahu

sharda.sangneria@academicworld.co.in

monika.sahu@academicworld.co.in

poonam.sahu@academicworld.co.in

=====:0000:=====



6. SUMMER ASSIGNMENT – MATHEMATICS

1. Concept:- 3-D shapes

Learning Objective - Students will enhance their knowledge of identify different attributes of basic shapes.

Make a model of different types of 3-D shapes (**any 3**) with the help of craft paper/ ice cream sticks and write the name of the shape.

Learning Outcome - Students will be able to demonstrate their understanding of basic geometrical shapes.

2. Concept:- Addition and Subtraction

Learning Objective - Students will develop problem solving skills in them to solve the arithmetic problems.

Find the missing numbers!

★	+	4	=	10
-		+		-
4	-	★	=	1
=		=		=
2	+	7	=	★

8	+	★	=	15
-		-		-
★	+	★	=	9
=		=		=
3	+	★	=	★

12	+	5	=	★
-		-		-
7	+	★	=	10
=		=		=
★	+	2	=	★

★	+	8	=	22
-		-		-
★	+	4	=	★
=		=		=
7	+	★	=	★

Learning Outcome - Students will be able to find the missing numbers to complete the given puzzle.

3. Concept:- Measurement

Learning Objective – To enhance the knowledge of standard unit of length.

Take the objects such as **pencil, eraser, sharpener** and **notebook**. Measure their length with the help of the ruler and write the measurement in centimetres.

Learning Outcome – Students will be able to understand the use of measurement in their daily life.

4. Concept:- Ordering Numbers

Learning Objective- To develop a sense of comparing numbers and ordering them.

Record the population of the different cities (**any 10**) of Gujarat and arrange it in the descending order of its population.

Learning Outcome- Students will be able to order the different cities of Gujarat with its population in the descending order.

5. Concept:- Mental Math (Exercise 1 to 15)

Learning Objective– To develop the basic concepts required for solving mathematical problems.

Learning Outcome – Students will be able to solve the problems on basic concepts of mathematics.

IN CASE OF ANY QUERIES, MAIL TO:

4A **Ms. RIYA LOHIA** - riya.lohia@academicworld.co.in

4B & 4C **Ms. ROY PRIYA RAMESH** - roypriyaramesh@academicworld.co.in

=====:0000:=====

