



ACADEMIC WORLD SCHOOL™ BEMETARA

SESSION: 2023-24

SUMMER VACATION ASSIGNMENT

Grade: V

GENERAL GUIDELINES:

1. USE A SEPARATE NOTE BOOK / PROJECT FILE FOR EACH SUBJECT (100 Pages). Activity based Homework to be done in a separate file.
2. **Do not copy & paste from the Internet.** Questions will be asked verbally on the content of the assignments given.
3. Submission of Holidays HW : **15th June, 2023.** Marks will be deducted if not submitted by the due date.
4. The Holidays Homework can be downloaded from the school's website: www.academicworld.co.in and School's ERP
5. For Assignment related queries, do contact the subject teacher via e-mail given underneath every subject assignment.

1. SUMMER ASSIGNMENT – COMPUTER

1. Collect interesting facts about each of the computer inventions and prepare one timeline chart.
2. Write **any five** web services along with their functions.
3. Visit any dictionary website and make a chart on **six unique features** of that website.
4. Find the system configuration of your mobile, laptop or computer. Identify which kind of processor, size of the storage, RAM size is present.
5. Make a list of Hardwares you require to assemble your computer. Find out the price of each component from Amazon or Flipkart and make an estimate how much you must spend on the computer.
6. Create **three** INVITATION E-cards for National Festivals of India (Independence Day, Republic Day, Gandhi Jayanti) using any one of the following online editors.
<https://www.canva.com>
<https://www.greetingsisland.com>
<https://www.Smilebox.com>
<https://www.BeFunky.com>

***Note:** Kindly send your file in the given email: k.gayatri@academicworld.co.in

IN CASE OF ANY QUERIES, KINDLY MAIL TO:

K GAYATRI

k.gayatri@academicworld.co.in

=====::0000::=====


2. SUMMER ASSIGNMENT – HINDI

1. गुजरात के टाइ एंड डाई के अंतर्गत कपड़ों को रंगने की कला कपड़ो पर प्रदर्शित कीजिए ।

2. निम्नलिखित कहानी का लिंक सुनकर प्रश्नों के उत्तर लिखिए –

<https://youtu.be/9pwubTeSDIo>

1. कहानी को सुनकर एक नया शीर्षक दीजिए ।
2. कहानी का आपको कौन सा पात्र अच्छा लगा और क्यों ?
3. कहानी में जो पात्र आपको सबसे अच्छा लगा हो उसकी व्यक्तित्व के विषय में पाँच वाक्य लिखिए ।
3. संकेतो को पहचानकर कोई 15 मुहावरे लिखिए और उनका वाक्यों में प्रयोग करिए –



4. गुजरात राज्य की वेशभूषा धारण कर वहाँ का कोई प्रसिद्ध पकवान बनाते हुए एवं आवश्यक समग्री का भी नाम बताते हुए वीडियो बनाकर भेजिए ।

(टिप्पणी – सभी छात्र गृहकार्य की नोटपुस्तिका अलग से बनाए और उसमें उत्तर लिखेंगे । किसी भी समस्या के समाधान हेतु निम्न ई मेल पते पर सम्पर्क करें ।

IN CASE OF ANY QUERIES, KINDLY MAIL TO:

Class 5 A & B **Ms. Vaishali Choubey** vaishali.choubey@academicworld.co.in
Class 5 C & D **Ms. Rashmi Gadre** rashmi.amreeshgadre@academicworld.co.in

=====::0000::=====

3. SUMMER ASSIGNMENT – SCIENCE

1. Topic: Different types of soil found in Gujarat and Chhattisgarh (Research Based)

Learning Objectives: Students will be able to know the difference in the soil found in Gujarat and Chhattisgarh.

Procedure: Prepare a collage showing the different forms of soil found in Gujarat and Chhattisgarh on a chart paper.

Questions:

1. What are the factors due to which there is a difference in types of soil?
2. Name the crops grown in Gujarat and Chhattisgarh, along with the types of soil required for its growth.

Suggested Links:

1. <https://slbcgujarat.in/state-profile/agriculture/>
2. <https://chhattisgarh.pscnotes.com/chhattisgarh-geography/soil-of-chhattisgarh/>

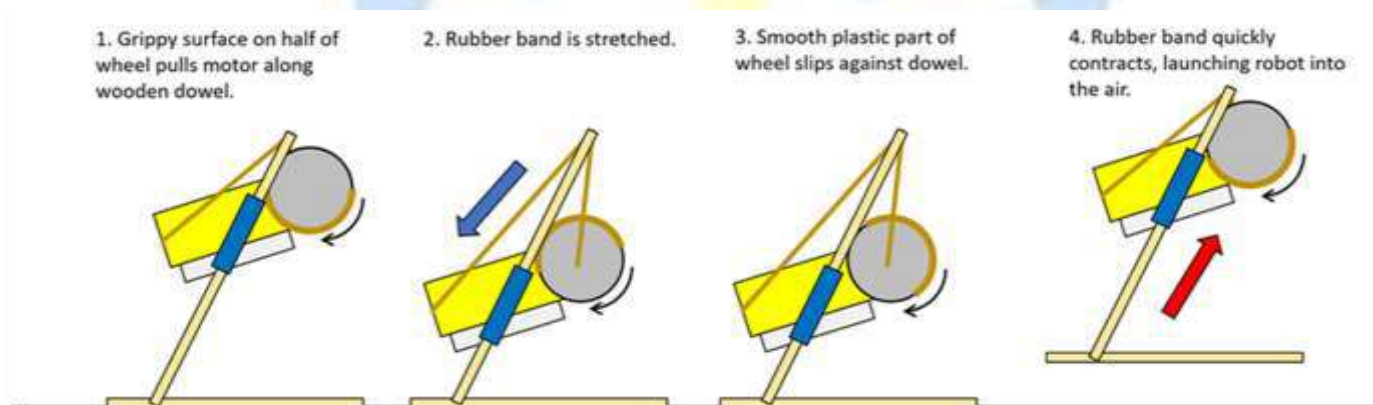
Learning Outcomes: At the end of this activity students will be able to understand the different crops grown in different types of soil.

2. Topic: Jumping Robot : (Model Based)

Learning Outcome: - Students will be able to demonstrate the locomotion of jumping animals.

Materials Required : plastic bottle caps, wooden strips , rubber band, glue, etc

Procedure : Follow the steps given in the link.



Suggested Links:

https://www.sciencebuddies.org/science-fair-projects/project-ideas/Robotics_p047/robotics/rubber-band-jumping-robot#summary.

Learning outcomes: Students will be able to demonstrate which limb is used for jumping.

3. Topic : Formation of Shadow (Experiment Based)

Learning Objectives: Students will be able to understand the position of shadow at different times.

Materials Required: Chart paper, pencil, clay, other stationery items.

Procedure :

1. Use the clay to position the pencil upright in the center of the poster board.
2. Place the poster board outside in a sunny, flat area away from trees and other tall objects. Put a rock on each corner of the poster board.

3. Measure the length of the pencil's shadow. Mark the end of the shadow. Record the time of day and your measurement on the poster board.
4. Observe the position of the sun and the direction of the shadow in relation to the sun. Record your observations in the table below, along with your measurements of the shadow.

Sr. No	Time	Length of the shadow

Caution: Do not look directly at the sun.

- 5 Repeat steps 3 and 4 each hour throughout the day.

Questions:

1. Will the shadow form at 12 noon? Justify your answer.
2. Which factors are responsible for the position of shadow?
3. What are the necessary conditions required for the formation of shadow?

Learning Outcomes: Students will be able to demonstrate the formation of shadow.

IN CASE OF ANY QUERIES, KINDLY MAIL TO:

Sec. A-	Ms. A. Jyotsana	ajyotsana.rao@academicworld.co.in
Sec. B-	Ms. Nidhi	sharma.nidhi@academicworld.co.in
Sec. C-	Ms. A. Jyotsana	ajyotsana.rao@academicworld.co.in
Sec. D-	Ms. Pranita	pranita.jadhao@academicworld.co.in

=====:0000:=====

4. SUMMER ASSIGNMENT – ENGLISH

1. Make a mini encyclopedia of Gujarat. Make it colourful with the following themes :

History of Gujarat, Language, Arts, Dances, Festivals, Food, Monuments, Tourist places, Flora and Fauna, Landforms, Important Personalities etc.

Learn 15 points out of it to present it in the class as a speaking skill activity.

Link for reference:

<https://en.wikipedia.org/wiki/Gujarat>

Your rating



Setting :

Time _____

Place _____

2. Watch the following English movies:

Matilda, Charlie and the Chocolate Factory, Charlotte's Web

Links for reference:

https://youtu.be/_4qGvck4vpc

<https://youtu.be/n4uulsRBc-Y>

<https://youtu.be/CgI67J-bVR8>

Prepare a small review of the movie or the character which you liked the most as per the following format.

Prepare a small review of the movie or the character which you liked the most as per the following format.

Movie Title : _____

Genre – Drama/Comedy/Horror/action/adventure/animation/non-fiction

Summary of the Movie:

Who is your favourite character in the movie and why?

Did you like this movie? Why or why not?

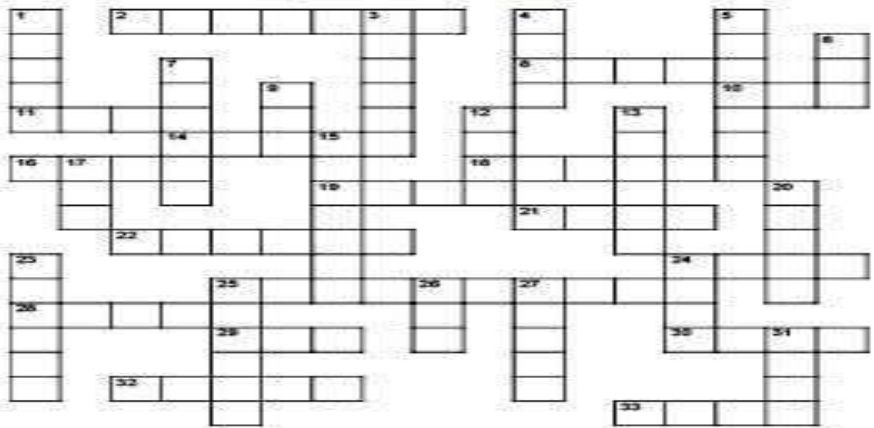
Who would you recommend this movie to and why?

Name: _____ Date: _____

Synonyms


DIRECTIONS:
Find the word with a similar meaning and write it in the crossword grid.

Word Bank
AFRAID, AUTOMOBILE, BIG, BLANK, CAP, CENTER, COUCH, EVIL, FATHER, GARBAGE, GLOOMY, HAPPY, HIDE, IDEA, ILL, JOG, LISTEN, LITTLE, LOOK, MAD, MOTHER, NEAT, PRESENT, QUICK, REST, ROCK, RUG, SACK, SNIFF, STRANGE, TALL, TRUE, UNDER, WOMAN, YELL



Across
2. odd
8. below
10. large
11. tidy
14. glad
16. cover
18. small
19. bad
21. thought
22. middle
24. stone
25. car
28. smell

Down
1. lady
3. sad
4. right
5. trash
6. run
7. mom
9. hat
12. shout
13. dad
15. gift
17. sick
20. sofa
23. hear
24. relax
25. scared
26. angry
27. empty
31. see



© 2020 pteadoc-to-print.com

❖ IN CASE OF ANY QUERIES, KINDLY MAIL TO:

5A, D Ms. Rita Rani Patnayak - rita.ranipatnayak@academicworld.co.in

5B, C Ms. K. Laxmi - k.laxmi.kameshwari@academicworld.co.in

=====0000=====

5. SUMMER ASSIGNMENT – SOCIAL STUDIES

ASSIGNMENT-I ART INTEGRATED

PROJECT- HANDMADE BROCHURE

TOPIC- TEXTILES OF GUJARAT

OBJECTIVES

- Students would enhance their knowledge of the flourishing textile industry.
- They will be able to distinguish between various textiles.
- They would also be able to recognize the design and weave.

PROCEDURE: The students will use their own abilities and imagination to create and prepare a brochure on various Gujarati textiles. The brochure should feature a creative cover page with a headline, vibrant graphics, text, and information.

MATERIALS REQUIRED:

Textile cloth piece (Sample), Pencil, Eraser, Highlighter Pens, images, Sticky Notes, glitter paper, glitter tape, glue etc according to your need.

MODE OF PROJECT: The brochure may be trifold, fivefold or in the shape of a booklet.

SUB TOPICS

TEXTILES OF GUJARAT- The mentioned textile samples to be included in the brochure:

- | | |
|-----------------|-------------------------|
| 1. Kutch | 5. Thread & Mirror work |
| 2. Bandhani | 6. Mashru |
| 3. Ikkat | 7. Tangail |
| 4. Patan Patola | 8. Asavali Sarees |

Kindly note the given information has to be mentioned below every textile sample.

LINKS for Reference:

Easy and simple 'Handmade Brochure' for school project - YouTube

https://www.youtube.com/watch?v=NJBmbnOL_AI

The following information regarding the Textiles of Gujarat must be included in the Project:

- Origin of textile
- What is the significance of the textile?
- Specialty of the textile.
- Approximate cost of textile per meter.
- Cities in which it is made.
- Countries where it is exported

21st Century Skills enhanced- Creativity, Critical thinking

LEARNING OUTCOMES:

- Students would be able to know different steps to make alluring clothes.
- They could recognize the different types of shade on textile.
- This project will increase their curiosity of designing clothes.

ASSIGNMENT-II –RESEARCH-BASED PROJECT COLLAGE MAKING

TOPIC- NATURAL DISASTERS

OBJECTIVES:

- They will be able to distinguish between various disasters.
- They would also be able to acquire knowledge about them.
- They would be able to identify the reasons leading to the various disasters

PROCEDURE: The students will use their own abilities and imagination to create and prepare a collage on various natural disasters. The collage should feature a creative cover page with a headline, graphics from newspaper, text, and information.

MATERIALS REQUIRED –

Newspaper cuttings, Pencil, Eraser, Highlighter Pens, images, Sticky Notes, glitter paper, glitter tape, glue etc according to your need.

SUB TOPICS

Disasters to be mentioned are:

1. Earthquakes
2. Cyclone
3. Floods
4. Landslides
5. Avalanche

Students are expected to mention the following details for each disaster-

1. Definition
2. Causes and Effects.
3. Safety Measures
4. Frequency of the disaster in the past year.
5. Regions affected in the country.

LEARNING OUTCOMES:

- Students would be able to list down the various natural disasters that have hit the country in the past.
- Students would be able to make their family and society aware that how to save themselves.
- This project will help them to stay updated and face any difficult situation.

21st Century Skills enhanced- Creativity, Critical thinking

RUBRICS –

Creativity – 2 marks

Understanding – 2 marks

Content – 1 mark

IN CASE OF ANY QUERIES, MAIL TO:

SECTION-A Ms. Sharda Sanganeria

SECTION-B Ms. Poonam Sahu

SECTION-C Ms. Monika Sahu

SECTION-D Ms. Sharda Sanganeria

sharda.sanganeria@academicworld.co.in

poonam.sahu@academicworld.co.in

monika.sahu@academicworld.co.in

sharda.sanganeria@academicworld.co.in

=====:0000:=====

6. SUMMER ASSIGNMENT – MATHEMATICS

1. Concept:- Figure me out.

Learning Objective - Students will demonstrate their understanding of numbers.

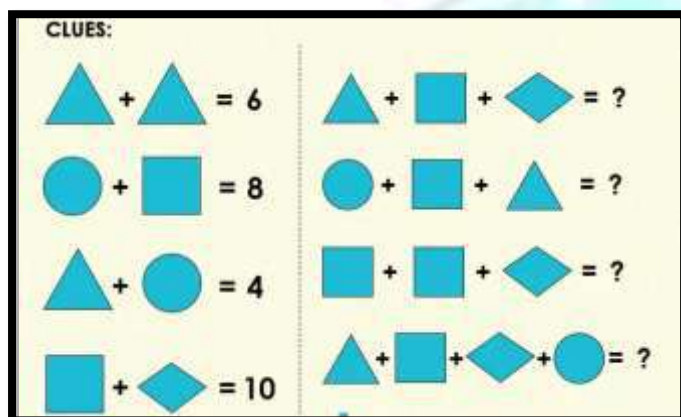
Paste your photograph in a chart paper and write five things about yourself. In the sentences/terms you can use any mathematical operation.

Note – You have to use only prime numbers.

Learning Outcome – Students will be able to learn the types of numbers by relating it with their practical life.

2. Concept:- Logical reasoning

Learning Objective - Students will find the missing values of the shapes to complete the given puzzle.




Learning Outcome - Students will be able to understand how to find the missing values of the shapes to complete puzzles.

3. Concept:- Perimeter

Learning Objective – Students will work on the concept perimeter by measuring dimensions of different figures.

Draw the House in your “Summer Assignment Notebook”. Measure the dimensions of different shapes with the help of the ruler and find its perimeter.



Learning Outcome - Students will be able to understand the concept perimeter by measuring dimensions of different figures.

4. Concept:- Decimal numbers

Learning Objective- Students will demonstrate their knowledge of decimal numbers by writing the temperature of Gujarat on every Saturday and Thursday of May.

Record the temperature of Gujarat and write its numeral and number name.

Learning Outcome - Students will be able to demonstrate their knowledge of decimal numbers.

5. Concept:- Mental Math (Exercise 1 to 15)

Learning Objective – Students will be able to solve the problems on basic concepts of mathematics.

Learning Outcome - Students will be able to demonstrate their own knowledge by solving the problems on basic concepts of mathematics by their own.

IN CASE OF ANY QUERIES, MAIL TO:

5A & 5C Ms. SUMAN AGRAWAL

suman.agrawal@academicworld.co.in

5B & 5D Ms. RIYA LOHIA

riya.lohia@academicworld.co.in

=====:0000:=====

