



ACADEMIC WORLD SCHOOL™
BEMETARA

SESSION: 2023-24

SUMMER VACATION ASSIGNMENT

Grade: VII

GENERAL GUIDELINES:

1. *USE A SEPARATE NOTE BOOK / PROJECT FILE FOR EACH SUBJECT (100 Pages). Activity based Homework to be done in a separate file.*
2. **Do not copy & paste from the Internet.** Questions will be asked verbally on the content of the assignments given.
3. Submission of Holidays HW : **15th June, 2023.** Marks will be deducted if not submitted by the due date.
4. The Holidays Homework can be downloaded from the school's website: www.academicworld.co.in and School's ERP
5. For Assignment related queries, do contact the subject teacher via e-mail given underneath every subject assignment.

1. SUMMER ASSIGNMENT – ARTIFICIAL INTELLIGENCE

1. Design a quiz consisting of 20 questions on artificial intelligence.
2. Create **any three INVITATION** E-cards for various occasions (Christmas, Janmashtami, Eid-ul-Fitr, Holi, Diwali etc) using any of the following online editor.
<https://www.canva.com>
<https://www.greetingsisland.com>
<https://www.postermywall.com>

***Note:** Kindly send your file according to the sections given below:

7A, 7B and 7C: atiatus.sabbur@academicworld.co.in

7D: sunny.matthew@academicworld.co.in

3. Prepare a PPT on “Fuzzy Logic” having at least 10 slides.

***Note:** Kindly send your file according to the sections given below:

7A, 7B and 7C: atiatus.sabbur@academicworld.co.in

7D: sunny.matthew@academicworld.co.in

4. What are the domains of AI used in self-driven cars? How do these domains are integrated together?

5. Explore Google's Semantris-an NLP word association experiment at the following URL and try-out the experiment and note down the points scored by you.

<https://research.google.com/semantris>

IN CASE OF ANY QUERIES, KINDLY MAIL TO:

7A, 7B & 7C: Ms Atiatus

atiatus.sabbur@academicworld.co.in

7D: Mr Sunny Matthew

sunny.matthew@academicworld.co.in

=====:0000:=====



2. SUMMER ASSIGNMENT – HINDI

निर्देश –

समाचार पत्र का निर्माण करें जिसमें निम्नलिखित बातों का ध्यान रखें -
जिसका नाम भी आपके द्वारा सुझाया गया हो तथा यह 4 पृष्ठ का हो।

1. पहले पृष्ठ में स्वरचित कविता , स्लोगन और स्वरचित कहानी का समावेश हो।
2. दूसरे पृष्ठ में आपको आपके प्रिय खेल के बारे में जानकारी इकट्ठा कर लिखें ।
3. तीसरे पृष्ठ में सु-विचार तथा विज्ञापन भी होने चाहिए । कहानी का लिंक <https://www.youtube.com/watch?v=rSkA6PH91io> एक कहानी (जामुन का पेड़) सुनकर पात्रों के विषय में तीन-तीन वाक्य लिख कर कहानी की समीक्षा करें ।
4. चौथे पृष्ठ में पहेलियों का संग्रह हो।
5. निम्न पहेली का हल कर शब्द लिखिए। अंत में समाचार पत्र की सजावट भी आप स्वयं करें ।




पुरालेख तिथि अनुसार । पुरालेख विषयानुसार । हिंदी लिंक । हमारे लेखक । लेखकों से पता- teamabhi@abhivyakti-hindi.org

वर्ग पहेली- १३४

वर्ग पहेली कैसे भरें

बाएँ से दाएँ

१. उर्दू कवि सम्मेलन (४)
३. आगे रहने वाला (३)
५. खालाबही या लेखा परीक्षण (४)
६. खुश (४)
७. सूत कालने का बड़ा सुआ (३)
१०. खून, लहू (२)
११. उपवास, अनाहार, अतिक्रमण (३)
१२. पक्षाघात (३)
१३. सर्प (२)
१५. भोजन (३)
१८. लोक में प्रचलित कथा (४)
१९. मदिरालय (४)
२१. प्रेमी, पति (३)
२२. अविनाशी (४)



ऊपर से नीचे-

१. मौलवी (२)
२. घटकुल से पुत्र, श्रीकृष्ण (५)
३. चावल, जो कभी खराब न हो (३)
४. वह अंक जससे गुणा किया जाए (३)
५. दूरी, भेद (३)
८. निरुत्तर (४)
९. कुल को आग लगाने वाला (४)
१२. बचपना (५)
१४. लहर, मौज (३)
१६. सीढ़ी (३)
१७. पुरस्कार (३)
२०. दूध (२)

साहित्य सहयोग- गोपालकृष्ण भट्ट आकुल तकनीकी सहयोग- रश्मि आशीष

वर्ग पहेली- १३४ का हल अगले अंक में २० मई २०२३ को देखें।

वर्ग पहेली- १२१, १२२, १२३, १२४, १२५, १२६, १२७, १२८, १२९, १३०, १३१, १३२, १३३, १३४

6) कठपुतली का निर्माण कर उनका प्रदर्शन करते हुए विडियो बनाएँ।

(टिप्पणी – सभी छात्र समाचार पत्र चार्ट पेपर को एक तह कर बनाएँ। समाचार पत्र की सजावट के लिए रंगीन पेंसिल का प्रयोग करें। किसी भी समस्या के समाधान हेतु निम्न ई मेल पते पर सम्पर्क करें।

Class 7A Kumudini.lahir@academicworld.co.in

Class 7B vaishali.choubey@academicworld.co.in

Class 7C & 7D keshav.patel@academicworld.co.in

=====::0000::=====

3. SUMMER ASSIGNMENT – SANKSRIT

प्रश्न1) शीर्षक – शब्दरूपलेखनम् एवं धातुरूपाणिम्।

शिक्षण उद्देश्य – छात्र संस्कृत के आधारभूत व्याकरण से अवगत होंगे व उनका प्रयोग करना सीखेंगे।

(अ) निम्नलिखित शब्दरूप याद कीजिए एवं कॉपी में लिखिए –

1. सर्वनाम शब्द एतत् पुल्लिङ्गे 2. सर्वनाम शब्द एतत् स्त्रीलिङ्गे 3. सर्वनाम शब्द एतत् नपुंसकलिङ्गे

1. किम् सर्वनाम पुल्लिङ्गे 2. किम् सर्वनाम स्त्रीलिङ्गे 3. किम् सर्वनाम नपुंसकलिङ्गे

(ब) निम्न के धातु रूप याद कीजिए एवं लिखिए –

- वस् धातु लटलकार
- वस् धातु लटलकार
- वस् धातु लटलकार

प्रश्न(2) वर्गग्रहेलिकायाः विपर्ययम् चित्वा लिखत- (नीचे लिखे वर्ग पहेली से विलोम पद चुनकर लिखिए)

स	त्य	म्	ध	प्र
ाज्ज	स्थि	रः	र्मः	का
नः	म	धु	रः	शः
शी	त	ल	हिं	भू
दि	व	सः	सा	तः

कटुः-----

अंधकारः-----

असत्यम्-----

उष्णः-----

दुर्जनः-----

अधर्मः-----

अस्थिरः-----

अहिंसा-----

भविष्यः-----

निशाः-----

प्रश्न(3) गुजरात प्रान्त के प्रसिद्ध महापुरुषों का चित्र कॉपी में अंकित करते हुए इनके विषय में संस्कृतभाषा में दो अनुच्छेद लेखन लिखिए—

शिक्षण उद्देश्य – छात्र गुजरात प्रान्त के प्रसिद्ध महापुरुषों के बारे में जानेंगे।

प्रश्न(4) अधोलिखितं गद्यांशम् पठित्वा प्रदत्तप्रश्नानाम् उत्तराणि निर्देशानुसारं संस्कृतभाषायाम् लिखत—

भारतवर्षः एकः महान् देशः वर्तते। अस्मिन् अनेके प्रदेशाः सन्ति। तेषु साम्प्रतं राजस्थानप्रदेशः एकं राज्यं वर्तते। राजस्थान प्रदेशस्य राजधानी जयपुरं अस्ति। राजस्थानप्रदेशस्य काश्चन एतादृशः विशेषताः सन्ति याः खलु अन्यत्र न लभन्ते। अस्य प्रदेशस्य भूमिः वीराणां वीरांगनानाञ्च जननी वर्तते। अत्र महाराणा प्रतापः, महाराणा सांगा-वीरवर दुर्गादास सदृशाः वीराः समुत्पन्नाः। अत्रैव पद्मिनी पन्ना सदृश्या वीरांगनाः समुत्पन्नाः। अद्यापि राजस्थानस्य अनेके वीराः देशसेवायां तत्पराः वर्तन्ते। अयं प्रदेशः न केवलं वीराणां भूमिः अपितु विदुषां जन्मस्थली कार्यस्थली च वर्तते। अत्र अनेके विद्वान्सः काले-काले समुत्पन्नाः। राजस्थानस्य राजधानी जयपुरं तु लघुकाशी मन्यते। अत्र संस्कृतस्य अनेके विद्वान्सः अभवन्। राजस्थानप्रदेशे अनेकानि दर्शनीय-स्थलानि सन्ति। प्राकृतिक सौन्दर्यदृष्ट्याऽपि प्रदेशोऽयं सुरम्यः वर्तते। अत्र जयपुर-उदयपुर-अजमेर-

भरतपुरादयः विभिन्न-नगराणि विश्वप्रसिद्धानि सन्ति । बहवः पर्यटकाः अत्र भ्रमणार्थम् आगच्छन्ति ।

(अ)-प्रश्नानाम् उत्तराणि एक पदेन लिखत-

- (क) कस्य प्रदेशस्य राजधानी जयपुरं वर्तते?
- (ख) महाराणाप्रतापः कस्मिन् प्रदेशे समुत्पन्नः?
- (ग) कं लघुकाशी मन्यते?
- (घ) बहवः पर्यटकाः अत्र किमर्थं आगच्छन्ति?

(ब)-पूर्णवाक्येन उत्तरत -

- (क) राजस्थानस्य भूमिः केषां जननी वर्तते?
- (ख) राजस्थानस्य अनेके वीराः कस्याम् तत्पराः सन्ति?
- (ग) कयाऽपि प्रदेशोऽयं सुरम्यः वर्तते?

IN CASE OF ANY QUERIES, MAIL TO:

7A & 7B Mr. Dhanesh Shukla- [dhanesh.prasadshukla@academicworld.co.in](mailto:ghanesh.prasadshukla@academicworld.co.in)

7C & 7D Mr. Satish Mishra - satish.mishra@academicworld.co.in

=====:0000:=====



4. SUMMER ASSIGNMENT – SCIENCE

I. Topic: Research on the textiles of Gujarat and Chhattisgarh.

Learning Objectives:

- To enable students to differentiate in various fibers, yarns and fabrics along with their properties.
- To enable students to explain the information about production of fabrics in Gujarat and Chhattisgarh
- To enable students to explain the characteristics of different fabrics of Gujarat and Chhattisgarh

Material Required:

Pictures of fabric production industries (Textile industries),

Pictures of garments of Kosa silk and Patola silk fabrics, File, Papers to write report

Procedure:

Research the textiles of Gujarat and Chhattisgarh on the following points:

- Types of fabrics produced in both the states.
(Main fabric production of chhattisgarh
Main fabric production of Gujarat)
- Main source of Kosa silk Fibres and its Characteristics
- Manufacturing of Kosa Silk fabric of Chhattisgarh and Patola Silk fabric of Gujarat
- Techniques used to manufacture Kosa Silk and Patola Silk
- Difference in the dying process of both fabrics
- Best methods of washing both the fabrics
- Contribution of textile industries in the economy of the state.

Suggested Links:

<https://www.deccanherald.com/content/577205/silken-splendour-kosa.html>

<https://www.indiantextilemagazine.in/gujarat-textile-industry-major-transformation/>

<https://textilevaluechain.in/in-depth-analysis/articles/traditional-textiles/textiles-of-chhattisgarh/>

<https://textilevaluechain.in/in-depth-analysis/articles/traditional-textiles/textiles-of-gujarat/>

Learning Outcomes: At the end of this activity students will be able to

- Demonstrate the properties of the fabrics that will enable them to choose the best method of washing and dry cleaning.

- Students will be able to take proper care of fabrics which makes them look better and last longer.
- Students will differentiate the various fibers, yarns and fabrics along with their properties of Gujarat and Chhattisgarh
- Develop an interest in clothing and textile careers.



II. Topic : Experimental Based Summer Assignment

Aim : To prepare Black Grape Indicator

Learning Objectives:

- To enable students to differentiate various acids and bases
- To enable students to explain the information about the PH range of the acidic and basic solutions
- To enable students to explain the 'Science in Kitchen'.

Material Required :

Black grapes, six test tubes (or paper cups), Cork, Dropper, Milk, Water, Baking soda, Toothpaste, Lemon juice, Vinegar, Washing Powder.

Procedure :

First, extract the juice of black grapes, and take some test tubes/ paper cups. Then, take specific amount of the following items in each paper cup:

Milk, Water, Baking Soda, Soda Drink, Lemon Juice, Vinegar

After that, pour the black grape juice in each cup until the colour of the liquid/powder [baking soda] changes. Note down your observations regarding the nature of acid and base in each item as indicated by the black grapes.

Observations: (Students should write their own observations accordingly)

Based on above observation answer the following questions:

Q1. Is grape juice acidic or basic?

Q2. Which color is indicated by grape juice in acidic solution?

Q3. Which color is indicated by grape juice in the basic/ alkaline solution?

Suggested Links:

<https://old.amu.ac.in/emp/studym/100017895.pdf>

https://www.excellup.com/seven_science/seven_science_acid_base_lesson.aspx

Learning Outcomes:

At the end of this activity students will be able to

- demonstrate the acidic and basic action by natural indicator like grape juice.
- take proper care of consuming the proper liquid.
- create interest to explain 'Science in the Kitchen'.



III. Topic: To prepare Biogas Plant.

Learning Objectives:

- To enable students to analyze Biogas working model.
- To enable students to explain the information about principle and working of Biogas Plant.
- To enable students to explain the uses of biogas.

Material Required : Plastic container, plastic tubes, glue, cow dung

Procedure : Prepare a DIY model with the help of a diagram by using plastic containers and pipes. The unit consists of an inlet waste feed pipe, a digester, gas holder, water jacket, a gas delivery system and an outlet pipe.

Suggested Links:

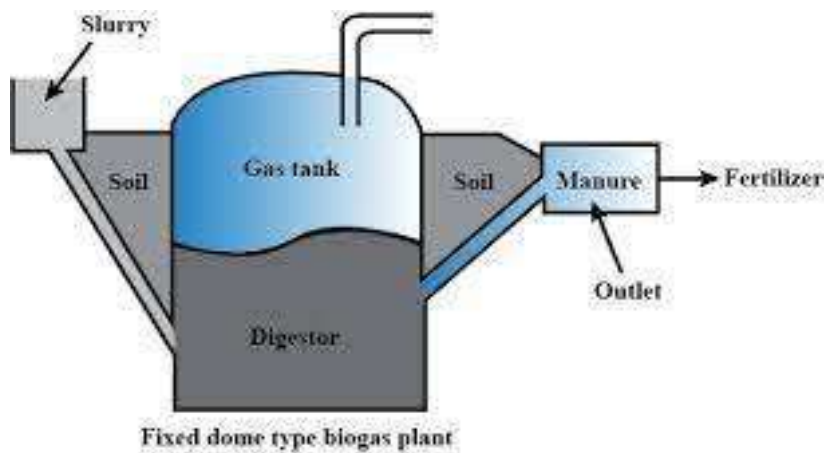
<https://www.youtube.com/watch?v=msuckovxbLc>

<http://howtofunda.com/biogas-plant-working-model-inspire-award-science-project/>

Learning Outcomes: At the end of this activity students will be able to

- demonstrate the working of Biogas Plant.
- explain the uses of methane gas

- analyze the importance of Biogas Plant



IN CASE OF ANY QUERIES, MAIL TO:

Sec. A-	Mr. Rajat-	rajat.bala@academicworld.co.in
Sec. B-	Ms Shilpa-	shilpa.rathi@academicworld.co.in
Sec. C-	Ms. Kavita -	kavita.bhople@academicworld.co.in
Sec. D-	Ms. A. Jyotsana-	ajyotsana.rao@academicworld.co.in

====::0000::=====

5. SUMMER ASSIGNMENT – ENGLISH

Q I) Prepare a trifold travel brochure of ‘Gujarat – The Jewel Of Western India’.

(points to be mentioned - location, including a map • major cities, well-known places • historic sites and landmarks • recreation and outdoor activities—parks, sports, water • climate and overall weather conditions • transportation • arts and culture, including museums, theaters, places to visit • languages and local dialect • food that the area is known for, etc.)

Sample of Trifold brochure –



Q II) Writing book review

Given below is a list of books. Choose any one of them. Read the books carefully and write the book review in PROJECT PAGE/ A4 PAGE in around 300-400 words.

- i) Flowers for Algernon – Daniel Keyes
- ii) Tales from India – Rudyard Kipling
- iii) The Maneaters of Kumaon – Jim Corbett
- iv) Billionaire Boy - David Walliams
- v) The Room on the Roof – Ruskin Bond

Note – Your book review should contain minimum 10 pages including 6 sections, cover page (1 page), content page (1 page), introduction (1 page), summary (4 pages), analysis (2 pages) & conclusion (1 page)

A book review, like a movie review, consists of a summary and analysis. Your review should start with an introduction, then a summary of the book/movie, then your analysis and finally your conclusion.

Introduction

- state the name of book/movie, author and date of publication
- outline the thesis, main ideas of the book
- thesis statement and your main ideas

I really liked this book because ...
I did not like this book because ...
This book is informative and practical because ...
This book is boring and unorganized because ...

Summary

- briefly outline the main elements of the book
- should involve who, what, where, when and why

This book is about ...
The setting is ...
The main character ...
The theme ...
The book argues that ...
The authors use ...

Analysis

- critically state what you like and do not like about the book
- explain your ideas with specific examples from the book

<i>Action</i>	<i>Boring</i>	<i>Methodology</i>
<i>Character development</i>	<i>Suspenseful</i>	<i>Evidence used</i>
<i>Setting</i>	<i>Unusual</i>	<i>Concepts</i>
<i>Language level</i>	<i>Unrealistic</i>	<i>Lay out</i>
<i>Message of the book</i>	<i>Exciting</i>	<i>Vocabulary</i>

This section may be more than one paragraph.

Conclusion

- restate your thesis
- summarize your main ideas
- call to action

You must read this book because ...
Do not read this book because ...
You will like this book if you like ...

**Q III) Prepare a wall magazine on the tradition and culture of
'Chhattisgarh – The Rice Bowl of India'.**

(*should include* • geographical location, including a map • Historic sites and landmarks
• heritage • languages and local dialect • Chhattisgarh tourism • clothing • dance forms •
arts and culture • cuisine that the state is known for, etc.)

Link for sample of wall magazine is mentioned below :-

<https://www.flipsnack.com/project81brochure/meghalaya.html>

IN CASE OF ANY QUERIES, MAIL TO:

- | | | |
|-----------|-------------------|---|
| 7A | Ms Sandhya | sandhya.nair@academicworld.co.in |
| 7B | Ms Anjana | anjana.soni@academicworld.co.in |
| 7C | Ms Divya | divya.panjwani@academicworld.co.in |
| 7D | Mr Upendra | upendra.singh@academicworld.co.in |



6. SUMMER ASSIGNMENT –SOCIAL SCIENCE

ASSIGNMENT-I ART INTEGRATED

Topic- Historical Monuments of National Importance in Gujarat.

OBJECTIVE:-

- To create awareness about the importance of historical temples, buildings and monuments as they are a part of our cultural heritage.
- To let the students identify the different art form and patrons of various regions.
- Students engage in a creative process which connects an art form.
- Besides creating a fun and engaging way to get students to learn and absorb new material.
- To make students realize that curriculum helps to know our past and shape our future.

PROCEDURE: The students will design and prepare a project on different Monuments of Gujarat using their own skills and creativity. The project file should have the title, images, text /information and creative thoughts

MODE OF PROJECT- Project file

Historical Monuments in Gujarat

Roll no. 1 to 10	Roll no. 11 to 20
<ul style="list-style-type: none">• Laxmi Vilas Palace: Residence Of Vadodara's Royal Family	<ul style="list-style-type: none">• Sun Temple: Marvel Of Chalukya Dynasty
<ul style="list-style-type: none">• Dwarkadish Temple: Hindu Pilgrimage	<ul style="list-style-type: none">• Somnath Temple: The Prominent Jyotirlinga
<ul style="list-style-type: none">• Dholavira: Heritage Site	<ul style="list-style-type: none">• Rani Ki Vav: Massive Stepwell
<ul style="list-style-type: none">• Vijay Vilas Palace: The Royal Family Of Kutch	<ul style="list-style-type: none">• Nani Daman Fort: Beautiful Citadel
Roll no. 21 to 30	Roll no. 31 onward
<ul style="list-style-type: none">• Sidi Saiyyed Mosque: Stunning Sultanate Structure	<ul style="list-style-type: none">• Prag Mahal Bhuj: An Architectural Wonder
<ul style="list-style-type: none">• Old Fort Of Surat: Back To Tughlaq Dynasty	<ul style="list-style-type: none">• Aaina Mahal Palace: The Palace Of Dreams
<ul style="list-style-type: none">• Diu Fort: A Seven Wonder Of Portugal	<ul style="list-style-type: none">• Uperkot Fort: Historical Gem
<ul style="list-style-type: none">• Champaner-Pavagadh Archaeological Park: Stunning Architecture	<ul style="list-style-type: none">• Bhadra Fort And Teen Darwaza: Intricate Carvings And Frescos

TOPIC

The following information regarding the historical monuments must be included in Project file.

- Who constructed monument and when?
- What is the importance of it?
- Which architecture method is used?
- What is design methodology in architecture?
- How do monuments help in the reconstruction of history?

SUGGESTED LINKS WHICH WILL HELP YOU - <https://traveltriangle.com/blog/historical-places-in-gujarat/>

RUBRICS –

Creativity - 2 mark


Understanding - 2 marks

Content – 1 mark

ASSIGNMENT-I – RESEARCH-BASED

PROJECT FILE - "REDUCING TISSUE PAPER USAGE: A SUSTAINABLE INITIATIVE"

Background: Tissue paper is a ubiquitous product that is widely used for personal hygiene, cleaning, and wiping it impacts Pollution & Deforestation.



Project Objective:

As we all know, tissue paper usage has become an integral part of our daily lives. From using it in washrooms to cleaning spills and wiping hands, it is hard to imagine life without tissue paper. However, the excessive usage of tissue paper has a severe impact on the environment. The manufacturing and disposal of tissue paper contribute to deforestation, water pollution etc. Hence your task to come up with innovative ideas to reduce tissue paper usage and promote sustainable alternatives. Your ideas should be

1. Practical
2. Cost-effective and easy to implement.
3. Your solution should be tailored to the needs of our community and problem solving to society.

Task Deliverables:

1. A written project must outline your idea for reducing tissue paper usage. Your project should include an overview of the problem and its impact on the environment with description of your proposed solution.
2. An explanation of how your solutions will be implemented.
3. An estimate of the costs involved and potential savings.
4. An analysis of the potential impact of your solutions on the environment and society.

Make a visual representation of your project. This can be in project file with info graphics. The presentation of your project to your classmates and teacher should be no longer than 10 minutes and should include a summary of your solution, visual aids, and a Q&A session.

Questions:

1. Why is reducing the usage of tissue paper important?
2. What are some alternatives to tissue paper?
3. How can we encourage people to reduce their usage of tissue paper?
4. What are some challenges in reducing the usage of tissue paper?
5. What percentage of deforestation is directly attributed to tissue paper production?
6. How many trees are estimated to be cut down each year for the production of tissue paper?
7. Describe the environmental impacts of the tissue paper manufacturing process, including pollution, resource consumption, and waste generation?
8. What is the current rate of tissue paper usage in households and commercial establishments, and how has this rate changed over time?
9. Explain the different types of tissue paper products and how are they produced?
10. What are the long-term implications of deforestation caused by the tissue paper industry on the global climate and biodiversity, and how can these impacts be addressed?

Web Resources:

- <https://hellotushy.com/blogs/the-posterior/toilet-paper-bad-for-the-environment>

RUBRICS –

Creativity - 2 mark

Understanding - 2 marks

Content – 1 mark

IN CASE OF ANY QUERIES, MAIL TO:

SECTION-A Ms. Gitanjali Sahoo

SECTION-B Ms. Ratika Matthew

SECTION-C Ms. Saroja Bala

SECTION-D Ms. Jaya Agrawal

gitanjali.sahoo@academicworld.co.in

ratika.matthew@academicworld.co.in

saroja.bala@academicworld.co.in

jaya.agrawal@academicworld.co.in

=====::0000::=====

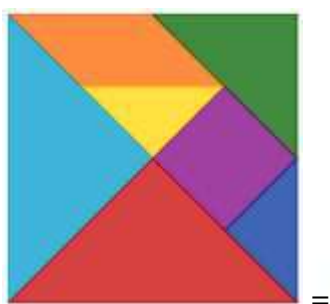
7. SUMMER ASSIGNMENT – MATHEMATICS

1. Concept:- Creating your own tangram puzzle set

Learning Objective – Tangram assists in teaching geometry via developing: geometrical knowledge, geometrical imagination.

Procedure – Rules for using Tangram

- Cut out the shapes using squared craft paper. All seven parts of Tangram must be used when creating any shape.
- No parts of Tangram can overlap.
- All parts can be used upside down if needed.

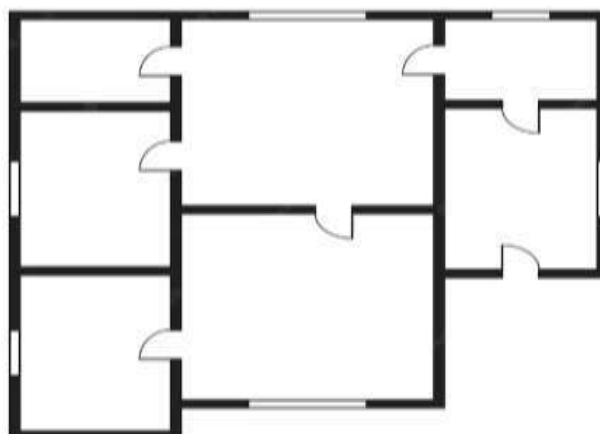


Learning Outcome- Students will be able to create pictures using different geometrical shapes and identify them.

2. Concept: - Ratio

Learning Objective – Students will be able to find the significance of ratio and their use in real life.

Procedure – Measure the length, breadth of ground floor (include rooms dining, kitchen, etc.) of your house and draw layout on a paper by taking ratio as (1 ft. = 2 cm) as shown in figure.



Learning Outcome- Students will be able to calculate and measure different length and use them in real life situation.

3. Concept:- Geometry

Learning Objective – Student will be able to learn about circle and its part.

Procedure – Make an animated power point presentation on the topic CIRCLE

[Sector, segment, Diameter, arc,,radius ,diameter,circumference and chord]

Learning Outcome- Students will be able to identify Circle and its Parts

4. Concept :Pythagoras Theorem:

Learning Objective- This theorem states that the square on the hypotenuse of a right-angled triangle is equal in area to the sum of the squares on the other two sides.

Materials Required:Colour papers,Ruler and sketches

Prove the theorem using a model.

Example:



Learning Outcome- Students will be able to conclude the accuracy of Pythagoras theorem

5. Concept :Lines and Angles

Learning Objective- To enhance the critical and logical thinking of students

Procedure :- Take a political Map of India, draw the following line segments and answer the questions that follows:

- ✓ Join Srinagar to Thiruvanthpuram and name it AB
- ✓ Imphal to Gandhinagar and name it CD.
- ✓ Itanagar to Simla and name it EF.
- ✓ Patna to Chennai and name it GH.

Questions: (i) Which is the shortest line segment?

(ii) Which line segment passes through Arabian Sea?

(iii) Which line segment passes through a country other than India?

(iv) Which line segment passes through the maximum states?

(v) Join the line segments CD and EF and the point of intersection as XY, then name supplementary angles, opposite angles and adjacent angles.

Learning Outcome- Students will be able to Identify different Lines and Angles.

IN CASE OF ANY QUERIES, MAIL TO:

7A Ms Priyanksha priyanksha.kadre@academicworld.co.in

7B Mr Bishal bishal.thapa@academicworld.co.in

7C & 7D Ms Arya arya.pv@academicworld.co.in



8. SUMMER ASSIGNMENT – FRENCH

Q1. Répondez aux questions

1. Nommez deux fleuves français _____
2. Nommez deux monuments français ?

3. Comment tu t'appelles ? _____
4. Qui est le Président de France ? _____
5. Quel âge avez-vous ? _____
6. Nommez deux montagnes de France et d'Inde ?

Q2. Ecrivez en lettres

1. 20 - _____
2. 4 - _____
3. 15 - _____
4. 3 - _____
5. 16 - _____
6. 12 - _____
7. 7 - _____
8. 11 - _____
9. 8 - _____
10. 5 - _____
11. 13 - _____
12. 14 - _____
13. 19 - _____
14. 1 - _____

Q3. Complete with the Être verb :

1. Je _____ américain (I am American).
2. Il _____ indien (he is Indian)
3. Nous _____ sommes Italiens (we are italiens)
4. Tu _____ français (you are French).



5. Ils _____ indiens(they are Indians)m.pl

6. Elles _____indiennes(they are Indians)f.pl

Q.4 Do the given worksheet:

Je m'appelle: _____ La date: _____

avoir

Singulier	Pluriel
J'ai	nous avons
tu as	vous avez
il a	ils ont
elle a	elles ont

J' _____ un stylo. Nous _____ un stylo.
Tu _____ un stylo. Vous _____ un stylo.
Il _____ un stylo. Ils _____ un stylo.
Elle _____ un stylo. Elles _____ un stylo.

J' _____ une voiture bleue. Nous _____ une voiture _____.
Tu _____ une _____ bleue. Vous _____ une voiture bleue.
_____ a une voiture _____. Ils _____ une voiture bleue.
Elle _____ une voiture bleue. _____ ont _____.

1. Nous _____ trois grands chiens.
2. Elle _____ un frère.
3. J' _____ neuf ans.*
4. Vous _____ un chat noir et blanc.
5. Ils _____ un livre français.
6. Tu _____ une balle verte.
7. Elles _____ des crayons.
8. Il _____ des bonbons.
9. Nous _____ un joli parapluie.
10. Vous _____ des fleurs violettes.

Q5. Prepare a booklet with names of shops and products we find on those shops. (Minimum – 10 shops and products on each shop 5-10)

Contact me for help: sunita.devi@academicworld.co.in

=====::0000::=====