



ACADEMIC WORLD SCHOOL™
BEMETARA

SESSION: 2023-24

SUMMER VACATION ASSIGNMENT

Grade: VIII

GENERAL GUIDELINES:

1. *USE A SEPARATE NOTE BOOK / PROJECT FILE FOR EACH SUBJECT (100 Pages). Activity based Homework to be done in a separate file.*
2. **Do not copy & paste from the Internet.** Questions will be asked verbally on the content of the assignments given.
3. Submission of Holidays HW : **15th June, 2023.** Marks will be deducted if not submitted by the due date.
4. The Holidays Homework can be downloaded from the school's website: www.academicworld.co.in and School's ERP
5. For Assignment related queries, do contact the subject teacher via e-mail given underneath every subject assignment.

1. SUMMER ASSIGNMENT – ARTIFICIAL INTELLIGENCE

1. Prepare a PPT on “Artificial Intelligence & Ethics” having at least 10 slides.

***Note:** Kindly send your file according to the sections given below:

8A, 8B and 8C: sunny.matthew@academicworld.co.in

8D and 8E: atiatus.sabbur@academicworld.co.in

2. Create **two E- greeting cards** for the invitations of the following occasions (Garba Night, Annual Day Celebration) using any one of the following online editors.

<https://www.canva.com>

<https://www.greetingsisland.com>

<https://www.Smilebox.com>

<https://www.BeFunky.com>

***Note:** Kindly send your file according to the sections given below:

8A, 8B and 8C: sunny.matthew@academicworld.co.in

8D and 8E: atiatus.sabbur@academicworld.co.in

3. Explore Google's Semantris-an NLP word association experiment at the following URL and try-out the experiment and note down the points scored by you.

<https://research.google.com/semantris>

4. Create a simple walking Robot project. Things needed:
- i. DC Motor
 - ii. Cycle Spoke,
 - iii. Battery and
 - iv. Ice cream stick



Refer to the YouTube Link given below-

<https://www.youtube.com/watch?v=uVUroRVKoKI&t=151s>

IN CASE OF ANY QUERIES, KINDLY MAIL TO:

8A, 8B & 8C: Mr Sunny Matthew sunny.matthew@academicworld.co.in

8D & 8E: Ms Atiatus atiatus.sabbur@academicworld.co.in



2. SUMMER ASSIGNMENT – HINDI

1) गुजरात के संगीतकारों के फोटो का संग्रह करे उनके विषय में संक्षिप्त परिचय लिखे । विभिन्न वाद्य यंत्रों के चित्र और उन्हें बजाते हुए संगीतकारों के चित्रों को स्कैप बुक में प्रदर्शित करें ।

अथवा

मिट्टी से जेवरों को बनाने की कला का प्रदर्शन करें ।

2) एक मैगजीन का निर्माण कीजिए जिसमें निम्न लिखित बातों का समावेश होना जरूरी है।

1. मैगजीन के नाम का चयन स्वयं करें ।
2. मैगजीन की अनुक्रमणिका बनाए ।
3. मैगजीन के पहले पेज में एक कविता लिखे जिसमें गुजरात के प्रसिद्ध कवि नरसी मेहता का भजन वैष्णव जन तो लिखे साथ ही नरसी मेहता के जीवन के विषय में संक्षिप्त परिचय हो ।
4. दूसरे पेज पर गुजरात के कवि राजेन्द्र शाह की कविता मेरा घर सुन्दर अक्षरों में लिखिए ।
5. मैगजीन में कहानी का <https://youtu.be/jTC80fIFKxM> link कहानी सुन कर अपने विचार निम्न बिंदुओं के आधार पर कीजिए ।

क. पात्रों के दो विशेष गुण


ख. कहानी की सीख

ग. कहानी में यदि आप स्वयं कोई और मोड़ देना चाहते तो क्या देते ।

3) प्रेरणादायक अनुभव कराती कोई घटना के विषय में एक लेख लिखें ।

4) प्रेरणादायक विचार पट्टिका का भी एक पेज हो ।

5) एक पहेली जिनके शब्दों से एक-एक वाक्य रचना कीजिए ।



वर्ग पहेली- १३२

वर्ग पहेली कैसे भरे

<p>बाएँ से दाएँ</p> <p>१. चाटुकार, खुशामदी (४)</p> <p>३. विभाग (३)</p> <p>५. अंदाजन, करीब-करीब (४)</p> <p>६. आधा माह, एक पक्ष, पंद्रह दिन (४)</p> <p>७. मंत्री (३)</p> <p>१०. डाह, जलन (२)</p> <p>११. विपत्ति (३)</p> <p>१२. एक उँगली का नाम (३)</p> <p>१३. साधु व्यक्ति, महात्मा (२)</p> <p>१५. खोज (३)</p> <p>१८. वह आनंद जो सदा बना रहे (४)</p> <p>१९. परीक्षा लेने वाला (४)</p> <p>२१. एक तार वाद्य (३)</p> <p>२२. शमशान (४)</p>		<p>ऊपर से नीचे-</p> <p>१. भूसा, घास-फूस (२)</p> <p>२. छीना-झपटी (२,३)</p> <p>३. मुमकिन, हो सकने योग्य (३)</p> <p>४. कागज जैसा (३)</p> <p>५. झगड़ा, युद्ध (३)</p> <p>८. युद्ध की नीति, नियम या तरीका (४)</p> <p>९. बेमेल अनुचित (४)</p> <p>१२. उसके बाद (५)</p> <p>१४. थोड़ा (३)</p> <p>१६. गुमशुदा (३)</p> <p>१७. तन (३)</p> <p>२०. तरल की वह मात्रा जो एक बार में निगली जा सके (२)</p>
---	--	--

मैगजीन की सजावट और ग्राफिक्स आप स्वयं करें ।

(टिप्पणी – सभी छात्र मैगजीन के लिए चार्ट पेपर को दो तह कर ए4 साइज के पेपर में मैगजीन बनाएँ । मैगजीन की सजावट के लिए रंगीन पेंसिल का प्रयोग करें । किसी भी समस्या के समाधान हेतु निम्न ई मेल पते पर सम्पर्क करें ।

Class 8A & 8D

keshav.patel@academicworld.co.in

Class 8B, 8C & 8E

Kumudini.l.ahir@academicworld.co.in

=====0000=====

3. SUMMER ASSIGNMENT –SANSKRIT

प्रश्न(1) शीर्षक – शब्दरूपलेखनम् एवं धातुरूपाणिम्।

शिक्षण उद्देश्य – छात्र संस्कृत के आधारभूत व्याकरण से अवगत होंगे व उनका प्रयोग करना सीखेंगे।

(अ) निम्नलिखित शब्दरूप याद कीजिए एवं कॉपी में लिखिए –

- अस्मद् सर्वनाम शब्दरूप प्रथमा से सप्तमी तक
- युस्मद् सर्वनाम शब्दरूप प्रथमा से सप्तमी तक

(ब) निम्न धातुओं के धातु रूप याद कीजिए एवं कॉपी में लिखिए –

- पिब्- पिबति, धातु लटलकार
- खाद्- खादति, धातु लृटलकार
- पठ्- पठति, धातु लङलकार
- लिख्- लिखति धातु लोटलकार

प्रश्न(2) अधोप्रदत्त वर्ग प्रहेलिकातः अव्ययान् चित्वा लिखत् (नीचे लिखे वर्ग पहेली से अव्यय पद चुनकर लिखिए)

त	दा	ता	व	त	उ	भ	य	त
त्र	अ	द्य	स	स	प	वि	दा	व
कु	धु	स	ह	र्व	रि	ना	प्र	ति
क	ना	दा	सा	त्र	अ	ल	म्	ह
प	रि	तः	क	दा	धः	नि	क	षा

प्रश्न(3) गुजरात प्रान्त की संस्कृतिक नृत्यों, गीतों, व्यंजनों का चित्र कॉपी में अंकित करते हुए इनके विषय में संस्कृतभाषा में दो अनुच्छेद लेखन लिखिए—

शिक्षण उद्देश्य – छात्र गुजरात प्रान्त के संस्कृतिक तथ्यों के बारे में जानेंगे।

प्रश्न(4) अधोलिखितं गद्यांशम् पठित्वा प्रदत्तप्रश्नानाम् उत्तराणि निर्देशानुसारं संस्कृतभाषायाम् लिखत—

(नीचे लिखे गद्यांश को पढ़कर प्रश्नों के उत्तर संस्कृत में लिखिए।)

दीपावली अस्माकं धार्मिकोत्सवः वर्तते। दीपावल्यां जनाः गृहाणि परिष्कुर्वन्ति। अस्मिन् उत्सवे सर्वे जनाः परस्परं भेदभावं विस्मृत्य आनन्दमग्नाः भवन्ति। त्रेतायुगे कैकेय्याः वरयाचनात् अयोध्यायाः राज्ञा दशरथेन रामाय चतुर्दशाणां वर्षाणां वनवासः प्रदत्तः। श्रीरामः अस्मिन् एव दिने सीतालक्ष्मणाभ्यां सह अयोध्यां प्रत्यावर्तितवान्। तान् स्वागतं व्याहर्तुम् अयोध्यावासिनः नगरे सर्वत्र दीपान् प्रज्वालितवन्तः। तदा आरभ्य अद्यावधि प्रतिवर्षं कार्तिकमासे अमावस्यायां तिथौ भारते दीपावली-महोत्सवः महता उत्साहेन आयोजितः भवति। अस्मिन्नवसरे ते स्वमित्रेभ्यः बन्धुभ्यश्च उपहारान् यच्छन्ति, परस्परम् अभिनन्दन्ति च बालकेभ्यः मिष्ठानं यच्छन्ति। सर्वे जनाः लक्ष्मी-गणेशयोः पूजनं कुर्वन्ति। पितरः स्वसन्ततिभ्यः स्फोटन कानि ददति। अस्मिन् महोत्सवे सर्वे सर्वेभ्यः सुखाय समृद्धये च शुभेच्छाः प्रकटयन्ति।

(अ)–प्रश्नानाम् उत्तराणि एक पदेन लिखत—

(क) कः अस्माकं धार्मिकोत्सवः वर्तते?

(ख) कस्याः वरयाचनात् दशरथेन रामाय वनवासः प्रदत्तः?

(ग) सर्वे जनाः परस्परं किम् विस्मृत्य आनन्दमग्नाः भवन्ति?

(घ) दशरथेन रामाय कति वर्षाणां वनवासः प्रदत्तः?

(ब)–पूर्णवाक्येन उत्तरत –

(क) कदा जनाः गृहाणि परिष्कुर्वन्ति?

(ख) दीपावल्यां सर्वे जनाः कयोः पूजनं कुर्वन्ति?

(ग) दीपावली–महोत्सवे सर्वे सर्वेभ्यः किं प्रकटयन्ति?

IN CASE OF ANY QUERIES, MAIL TO:

8A

Ms. Kumudini -

kumudini.lahir@academicworld.co.in

8B, 8C, 8D & 8E

Mr. Dhanesh Shukla-

[dhanesh.prasadshukla@academicworld.co.in](mailto:ghanesh.prasadshukla@academicworld.co.in)

====::0000::=====



4. SUMMER ASSIGNMENT –SCIENCE

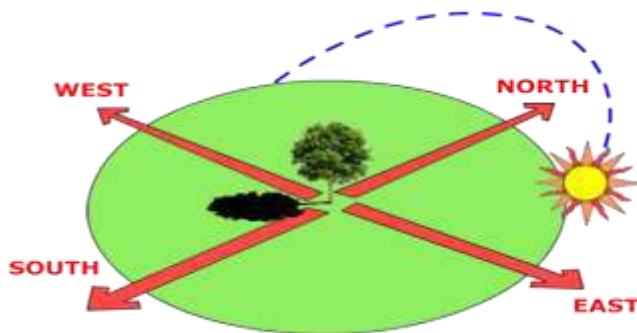
1. Topic: Research on the motion of Sun.

Learning Objectives: Students would be able to-

- ❖ describe the Sun's movement and its relation to other objects each hour.
- ❖ use landmarks to record and make predictions of the Sun's changing positions.
- ❖ compare the Sun's path observations and recording during each season.

Required Materials: Project file, pictures of Sun for collage, color pens etc.

Concept : The apparent motion of the sun, caused by the rotation of the Earth about its axis, changes the angle at which the direct component of light will strike the Earth. From a fixed location on Earth, the sun appears to move throughout the sky. The position of the sun depends on the location of a point on Earth, the time of day and the time of year. This apparent motion of the sun is shown in the figure below.



A collage of a 12 pictures of the Sun clicked over a period of 12 months at the same place and same time which is mentioned in given picture. The pictures were clicked by Ciro Russo.



Procedure- Prepare a project file and answer the following questions on above research:

1. Prepare a collage of 7 pictures of Sun clicked over a period of 1 week at same place and same time. Do you see any difference?
2. What is an analemma? Why it has shaped like a figure 8?
3. The planets in our solar system are expanding their orbits, according to a team of NASA scientists. Explain its reason.
4. What would happen if gravitational force of the Sun suddenly vanishes?
5. Will the Sun burn out one day?
6. Can we survive without sun? Give your views.
7. What are the two types of motion representing by the Sun?

SUGGESTED LINKS WHICH WILL HELP YOU-

<https://solarsystem.nasa.gov/solar-system/sun/in-depth/>

<http://solar-center.stanford.edu/art/analemma.html>

Learning Outcomes: At the end of this activity students will be able to-

- ❖ illustrate the motion of sun.
- ❖ enhance their skills on information literacy.
- ❖ critically think about the significance of sun in our daily life.

2. Topic: Science and Technology of Gujarat.

(Kalasetu Art Integration S.no. 4.1.1.1.7)

Study and use of various media and techniques to the extent of their availability.

Subject Integration-Biology, Chemistry, Physics, Mathematics, Languages, Political Science, Geography, History, Media

Learning Objectives: Students would be able to-

- ❖ develop skills of scientific inquiry to design and carry out scientific investigations and evaluate scientific evidence to draw conclusions
- ❖ communicate scientific ideas, arguments, and practical experiences accurately in a variety of ways
- ❖ appreciate the benefits and limitations of science and its application in technological developments
- ❖ analyze the nature of science and the interdependence of science, technology, and society including the benefits, limitations, and implications imposed by social, economic, political, environmental, cultural and ethical factors

Procedure- Research on the given topics and prepare a Power Point Presentation.

Points to be included:

- Introduction.
- Information & Communication Technology including e-Governance
- Biotechnology
- Science & Technology
- Remote Sensing and Space Application
- Seismology

SUGGESTED LINKS WHICH WILL HELP YOU-

<https://dst.gujarat.gov.in/introduction.htm>

Learning Outcomes: At the end of this activity students will be able to-

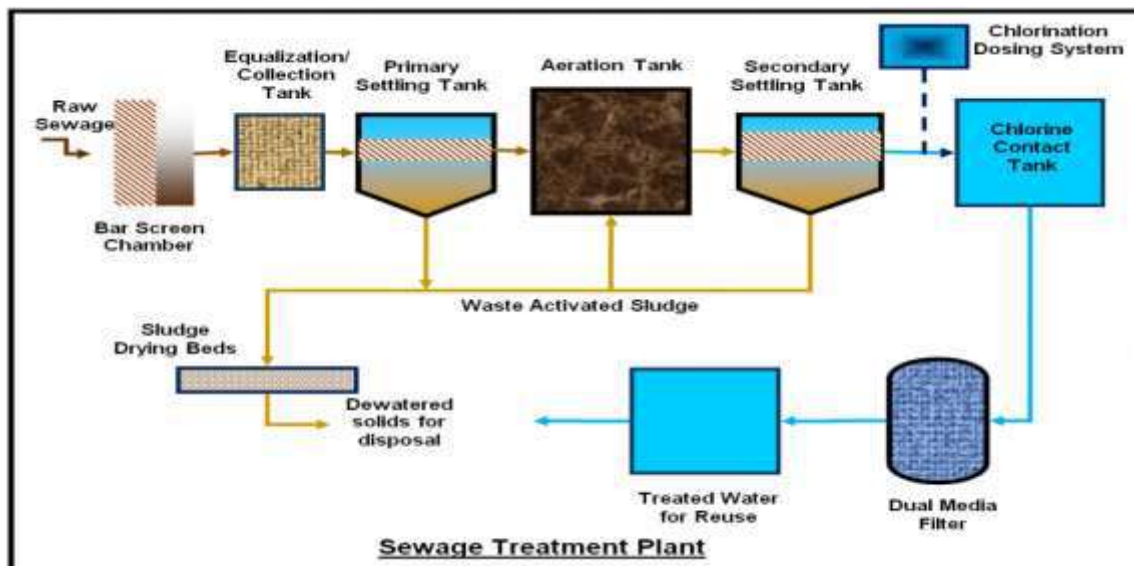
- ❖ enhance their hands on learning science and technology.
- ❖ access and evaluate the information critically.
- ❖ appreciate the development of Remote Sensing and Space Application.

3. Topic: Waste Water Treatment Plant. (Model Based)

Learning Objectives: Students would be able to-

- ❖ analyze the basic steps of waste water treatment.
- ❖ express the importance of waste water treatment plant.

Required Materials: Cardboard, chart papers, boxes, bar screen etc.



Procedure- Make a working model of Waste water treatment.

Points to be included in the model:

- Primary Treatment
- Secondary Treatment
- Sludge Treatment
- Chemical Treatment

SUGGESTED LINKS WHICH WILL HELP YOU-

<https://www.youtube.com/watch?v=rFtHBPJz5jo>

<https://www.youtube.com/watch?v=54OXfA2VQ3M>

Learning Outcomes: At the end of this activity students will be able to-

- ❖ analyze the national challenges in waste water management.
- ❖ Enhance their knowledge of various microbial and chemical contaminants.

In case of any queries:

Sec. A-Ms. Shilpa- shilpa.rathi@academicworld.co.in
 Sec. B-Ms. Kavita - kavita.bhople@academicworld.co.in
 Sec. C-Mr. Rajat- rajat.bala@academicworld.co.in
 Sec. D-Ms. Kavita-kavita.bhople@academicworld.co.in
 Sec. E-Ms. Shilpa- shilpa.rathi@academicworld.co.in

=====:0000:=====

5. SUMMER ASSIGNMENT – ENGLISH

Q1. Make a digital **or** handwritten newspaper and draft the following items. After completion of digital newspaper you can download it and share the link with your instructor for evaluation.

Digital News Paper Making

Step -1: Visit and sign up on the website www.makemynewspaper.com.

Step-2: A newspaper is primarily about the written articles/news, so ultimately, you will design and layout your three-pages newspaper around your articles. Here is what you will need to gather minimally and choose/use the free templates available on the website. News- National, international and sports news (current news)

a) An interview (Dialogue Writing)- Interview at least one person(doctor, engineer, your father or mother) and write an article based on the interview. You will need to first devise a list of questions they feel are important.. Segregate the most important bit of information that came out of the conversation and draft dialogues based on it.

b) A funny opinion

Write an opinion piece on any of the given topics. For writing this article you must do research to understand both sides. Then pick a side of your choice and explain why you believe it to be superior. Your article will need to include both sides in some form. For example, if you write about which superhero, Batman or Superman, is the better hero. You need to include the pros and cons of each superhero, but then explain you believe one or the other is the better hero. There needs to be elements of critical thinking in the argument. You may choose topic of your own choice. Some suggested topics are:

- Do boys gossip?
- Do falling coconuts pose a threat to people near?
- Do woodpeckers ever suffer from headaches?
- Learn more about the possibility of unicorns.
- How to be successful in school without really trying?
- Do you know what your pet thinks?

An article/ poem /story of your choice . Awaken the writer within you and weave a poem, story or an article based on your thoughts.

c) Fillers-

Fill the newspaper with the following filler ideas.

- Movie reviews (Refer to page no.76 Coursebook for movie reviews)
- Acrostic Poem (Summer, Icecream, family, Cooler)

The first stanza will be common. The rest stanzas can be drafted by taking things related to summer season like Icecream, family, Cooler etc.

Eg- S—Scorching Sun shines in the sky

U—Umbrella is needed to go outside

M- Mothers ask not to go in the hot sun

M—Mary likes to swim in the river the whole day

E—Eat less and drink more, says every human

R—Read novels and watch movies , summers have come||

→ Comic strip of any story that you like

→ Puzzles

→ Advertisements

→ Articles

→ Photos and Images

→ Recipes

Videos for reference : <https://youtu.be/WVaArGoG2Go>

IN CASE OF ANY QUERIES, MAIL TO:

MR. UPENDRA SINGH -	upendra.singh@academicworld.co.in	(8A, B)
MS. SANDHYA NAIR -	sandhya.nair@academicworld.co.in	(8C, D)
MS. DIVYA PANJWANI-	divya.panjwani@academicworld.co.in	(8E)

=====**::0000::**=====



6. SUMMER ASSIGNMENT –SOCIAL STUDIES

ASSIGNMENT-I ART INTEGRATED

PROJECT FILE - FOLK DANCES OF CHHATTISGARH AND GUJARAT.

LEARNING OBJECTIVE:-

- ❖ To raise awareness of the value of traditional dance styles as a component of our cultural heritage.
- ❖ To **enable** students to **recognise** the many artistic mediums and patrons of diverse geographical areas.

Procedure- Students will prepare a Project File on the various folk dances of Chhattisgarh and Gujarat.

(Kalasetu Art Integration S.no. 4.5.3.1)

Chhattisgarh-

1. Raut Naacha
2. Panthi Naacha
3. Karma Dance

Gujarat-

1. Bhavai
2. Dandiya Raas
3. Tippi



Subject Integration- History, Geography, History and General Knowledge

MATERIALS REQUIRED –

Pictures, Pencil, Eraser, Highlighter Pens, Flashcards, images, Sticky Notes, glitter tape ,glue.

The following information regarding the dance forms must be included in the Project file.

1. Basic information of each dance form.
2. Historical background and its cultural importance.
3. Role of Government in promoting arts.
4. Extravagant facial makeup and jewellery.
5. What significance do folk dances play in maintaining a connection to the past?
6. Eminent performers of each classical dance

LEARNING OUTCOMES-

After doing this activity,

1. Students will learn about the various cultural values held by residents of the two states.

2. Students will comprehend how folk dances aid in gaining knowledge about a people's history, traditions, and values.

ASSIGNMENT-II –RESEARCH-BASED

PROJECT FILE- WASTE MANAGEMENT IN INDIA IS THE NEED OF THE HOUR.

In order to respond to the questions below, students will conduct a study on the subject of plastic waste management.

MATERIALS REQUIRED –

Pictures, Pencil, Eraser, Highlighter Pens, Flashcards, images, Sticky Notes, glitter tape, glue.

LEARNING OBJECTIVES-

The goal of this study is to gain a deeper understanding of the various components of plastic waste management (beginning with its generation to processing with alternatives for reuse and recycling, transport, and disposal), as practised in various municipalities.



PROCEDURE-Students will investigate the assigned topics and create a project file that includes the assigned topics:

1. What is the Significance of Plastic? Can we outlaw all plastic packaging of any kind?
2. How much plastic waste does your family produce in a week?
3. What percentage of India's garbage is made of plastic? How much of the generated garbage is recycled?
4. Top 5 Plastic waste producing states of India.
5. How is India addressing the concerns regarding Plastic-Waste?
6. Consequences of plastic waste if not properly disposed of.
7. Public-Private initiatives to reduce single-use plastic bags.
8. Involvement of Municipalities of your state in Waste disposal.
9. How recycling waste can help to boost the economy?
10. Suggest any 5 measures in which you can reduce and reuse plastics in your daily life.

LEARNING OUTCOMES-

After conducting this research,

1. The students will learn the fundamentals of managing plastic trash, from its generation at the source to its disposal in a system of municipal organizational structure.
2. The importance of their individual contributions to lowering plastic pollution and boosting recycling rates for a healthier environment will become clear to students.

Suggested Links:

1. <https://www.motherearthliving.com/health-and-wellness/harmful-effects-of-plastic-zeoz1205zsch>

2. <http://swachhbharaturban.gov.in/writereaddata/SBM%20Plastic%20Waste%20Book.pdf>

RUBRICS –

Creativity – 2 marks

Understanding – 2 marks

Content – 1 mark

IN CASE OF ANY QUERIES, MAIL TO:

SECTION-A Ms. Saroja Bala

saroja.bala@academicworld.co.in

SECTION-B Ms. Jaya Agrawal

jaya.agrawal@academicworld.co.in

SECTION-C Ms. Gitanjali Sahoo

gitanjali.sahoo@academicworld.co.in

SECTION-D Ms. Saroja Bala

saroja.bala@academicworld.co.in

SECTION-E Ms. Ratika Matthew

ratika.matthew@academicworld.co.in



7. SUMMER ASSIGNMENT – MATHEMATICS

1. Concept:- Data Collection and Representation

Learning Objective – To enhance the confidence and analytical understanding using social survey.

Procedure – Meet minimum 50 people in your locality and complete the following table.

S. No	Name	Age	Gender	Occupation	Qualification
-------	------	-----	--------	------------	---------------

Answer the following with the help of data to be collected.

1. Find the % of male, female and kids in your locality.
2. Find the literacy rate.
3. How many people are eligible for giving vote?
4. Find the rate of employment.

Learning Outcome - Students will be able to perform survey in their locality, will improve interpersonal skills and conclude the data.

2. Concept: - Perimeter and Area

Learning Objective – To articulate and analyse the concept of area and perimeter in real life.

Procedure – Make a town using squared paper with the following.

Path, Garden, Building, Tample.




Learning Outcome - Students will be able to understand the calculation and significance of perimeter and area in our town.

3. Concept: - Mental Ability

Learning Objective – To interpret the logical puzzles.

Procedure – Take the Printout of the following cross world and solve.



Across

1. How many thirds equal four sixths?

3. The name given to the upper number in a fraction.

9. Five of these make one whole.

10. The result when $\frac{1}{3}$ is subtracted from $\frac{2}{6}$.

12. Equivalent fractions means fractions.

14. This many tenths equal two fifths.

16. How many sixtieths equal one half?

17. How many eighths equal six sixteenths?

18. How many sixths equal half of two thirds?

20. You need eight of these to make four sixths.

Down

1. How many halves equal one and a half?

2. This many sevenths equals two fourteenths.

4. If two or more fractions are equal we say they are.....?

5. The name given to the lower part of a fraction.

6. If a cake is cut into three equal parts we say it is cut into.....?

7. If a fraction has this number as the numerator and 22 as the denominator it is equal to one half.

8. How many oranges do I need if I want to give each of eight people $\frac{1}{8}$ of an orange?

11. What fraction of a class of 28 students are boys if 14 are girls?

13. Three of these equal six eighths.

15. How many halves equal three wholes?

17. If the denominator is 3 what must the numerator be to give a fraction equal to $\frac{4}{6}$?

19. Improper Fraction *initials*

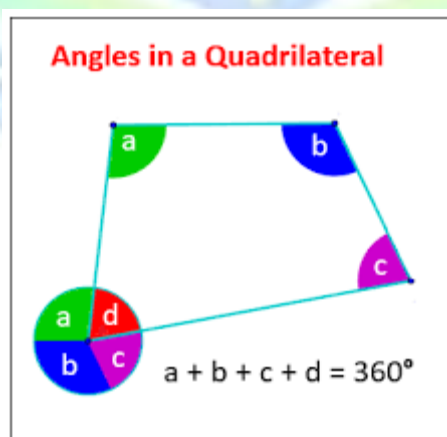


Learning Outcome – Students will be able to recall the basics of math along with reasoning abilities.

4. Concept: - Geometry

Learning Objective- To extract the angle sum property.

Procedure – Take any three polygons (Eg. Triangle, Quadrilateral, and hexagon) cutting on cardboard and remove their pieces from vertices with the same radius as shown in the figure. Join those pieces and identify the sum of all angles.



Learning Outcome- Students will be able to prove angle sum property of triangle and quadrilateral and other polygons.

5. Concept: - Integer

Learning Objective – To design an aid for enhancing concepts of integer.

Procedure – Take 50 – 50 capes/Circular cuttings of two different colours. Ask random number from the family members and write them on the cap, (consider red colour cap for positive integer and blue colour cap for negative integer). Put the caps in a packet and take out two caps together, according to the colour go with addition or subtraction.

Learning Outcome - Students will be able to perform addition and subtraction of integers easily.

IN CASE OF ANY QUERIES, MAIL TO:

MS. PRIYANKSHA KADRE	priyanksha.kadre@academicworld.co.in	(8A, E)
MS. ARYA PV	arya.pv@academicworld.co.in	(8B)
Mr. Bishal Thapa	bishal.thapa@academicworld.co.in	(8C, D)

=====::0000::=====



8. SUMMER ASSIGNMENT – FRENCH

Note: The homework needs to be done in the French notebook. Stick the worksheet in the notebook. The worksheet should be done with pen, pencil and colour only.

Q1 Répondez et complétez:

1. _____, _____, _____ sont des pays francophone. (french speaking countries)
2. _____ est l'hymne nationale de France.
3. _____ est la capitale de la France.
4. _____ est la fête nationale française.

Q2. Décrivez votre salon en dix lignes. (Avec du mots canape, lampe, peinture, tapis, fenetre, porte, belle, table etc)

3. Décrivez les quatre monuments français ou Inde (de votre choix) en collant (by pasting) les images.

4. Ecrivez cinq Gujrati cuisine avec les images: (Write five Gujrati cuisine with picture)

Contact me for help: sunita.devi@academicworld.co.in

===== ::0000 ::=====

