



**ACADEMIC WORLD SCHOOL™**  
**BEMETARA**

**SESSION: 2024-25**

**SUMMER VACATION ASSIGNMENT**

**Grade: NURSERY**



**Name** \_\_\_\_\_ **Class** \_\_\_\_\_ **Section** \_\_\_\_\_

## **GENERAL GUIDELINES:**

1. *Submission of Holidays HW: **18th June, 2024**. Marks will be deducted if not submitted by the due date.*
2. *The Holidays Homework can be downloaded from the school's website: [www.academicworld.co.in](http://www.academicworld.co.in) and School's ERP*
3. *For Assignment related queries, do contact the subject teacher via e-mail given underneath every subject assignment.*

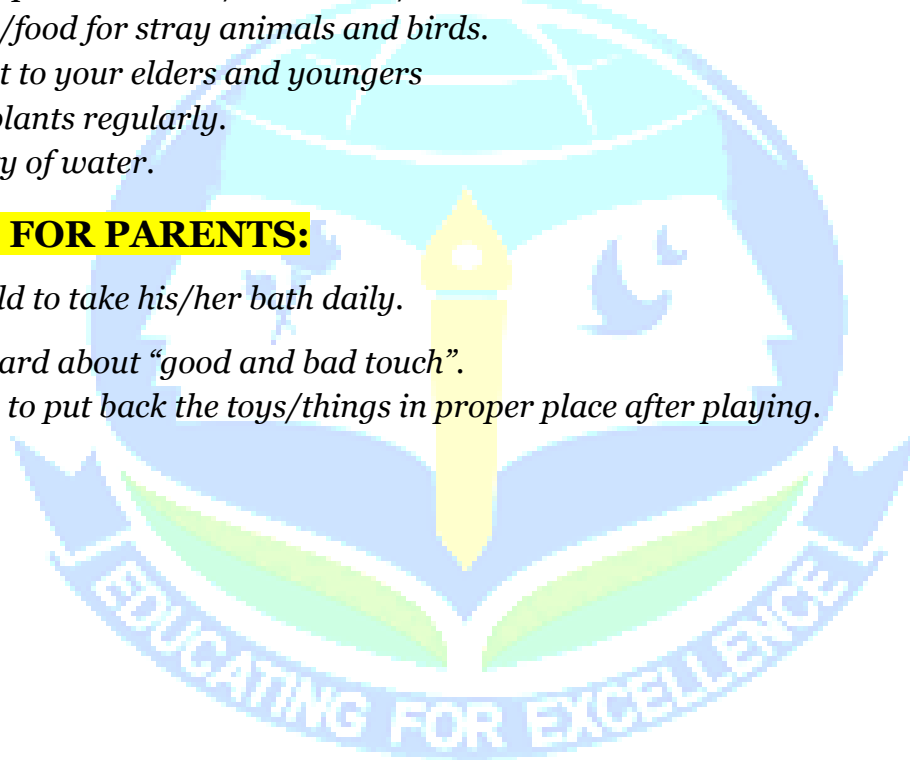
## **GUIDELINES FOR STUDENTS:**

- *Begin and end your day with a prayer with parents.*
- *Brush your teeth twice a day(Before breakfast and after Dinner)*
- *Keep your surroundings clean.*
- *Drink dairy products (Milk/ buttermilk/ Curd etc.)*
- *Keep water/food for stray animals and birds.*
- *Give respect to your elders and youngers*
- *Water the plants regularly.*
- *Drink plenty of water.*

## **GUIDELINES FOR PARENTS:**

*Encourage the child to take his/her bath daily.*

- *Tell your ward about "good and bad touch".*
- *Guide them to put back the toys/things in proper place after playing.*



**Theme- Summer Fruits and Vegetables**

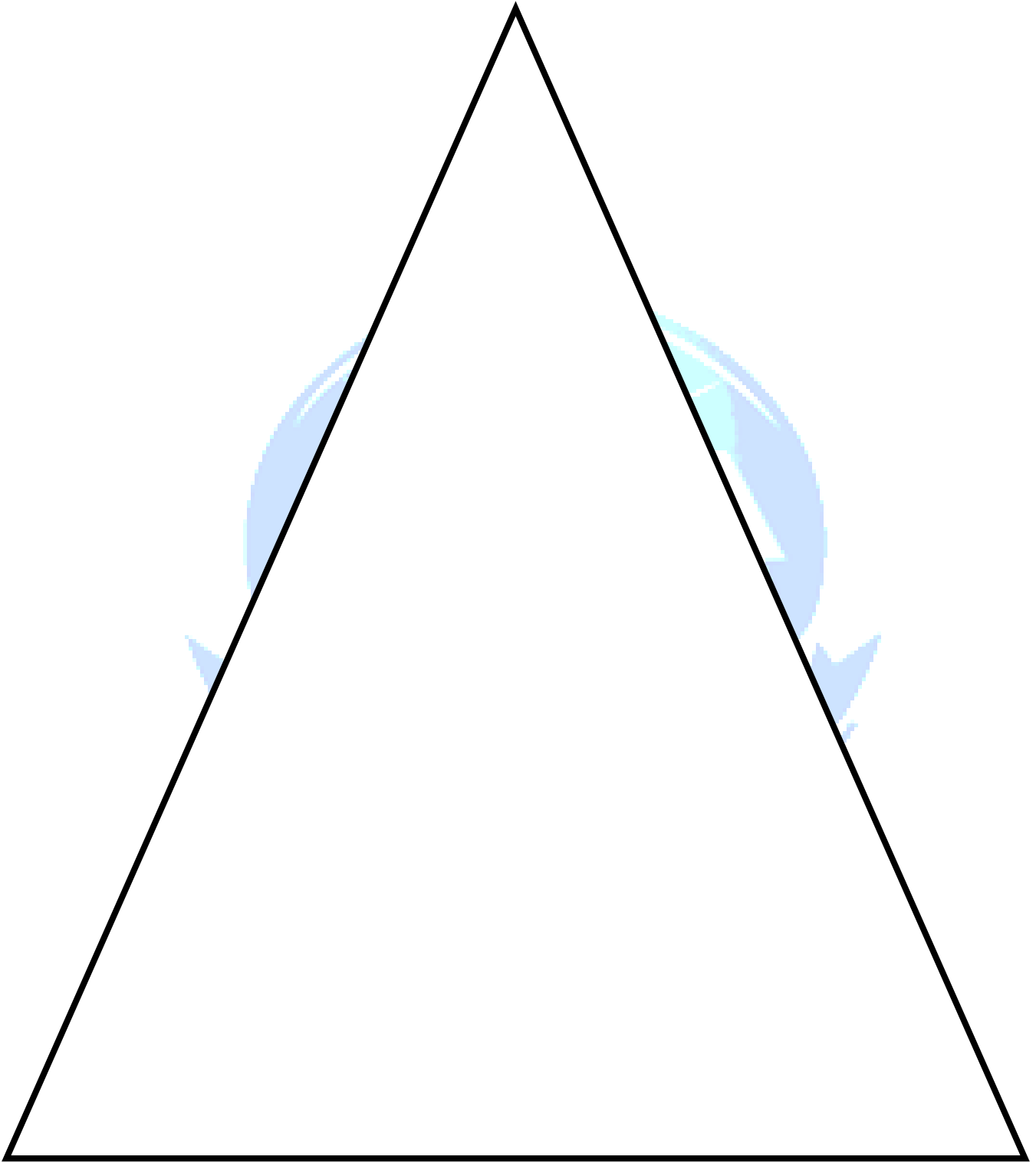
**WORKSHEET-1**

**Let's scribble with crayon (Scribbling).**




## WORKSHEET-2

Let's scribble inside the border with Green crayon(Scribbling).



## WORKSHEET-3

**Let's scribble inside the border with Red crayon(Scribbling).**



## WORKSHEET-4

**Let's scribble inside the border with Blue crayon (Scribbling).**



## WORKSHEET-5

**Let's do the palm printing and make strawberry**

**(Palm Printing).**

**(Sample Image Attached)**





## WORKSHEET-6

**Let's tear and paste the red and green paper.**

**(Tearing and Pasting)**



**(Sample Image Attached)**







## WORKSHEET-7

**Let's do thumb printing and complete the grapes**  
**(Green or Purple Colour)**  
**(Sample Image Attached)**




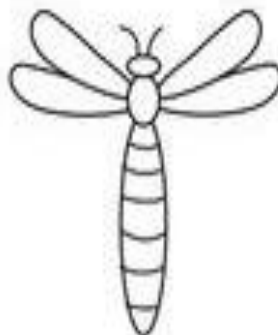


## WORKSHEET-8

**Tear the green paper and Paste to complete the picture.**  
**(Tearing and Pasting)**  
**(Sample Image Attached)**




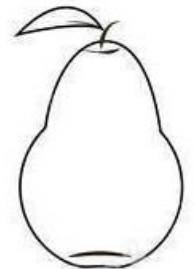
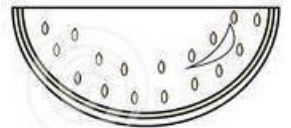
# WORKSHEET-9

**Let's join the dots and colour it.**



# WORKSHEET-10

**Let's join the dots and colour it.**



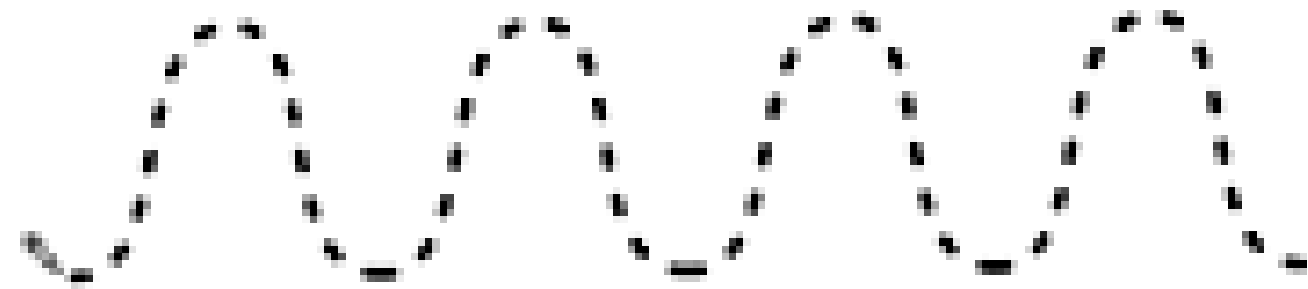
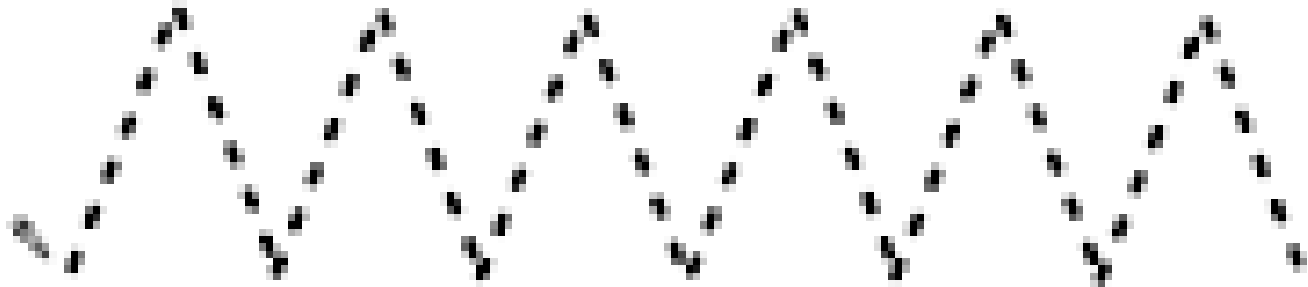

WORKSHEET-11

Let's join the dots and colour the picture .




# WORKSHEET-12

Let's join the dots.



# WORKSHEET-13

Find and colour all the vegetables.





## Develop the child's fine motor skills by

- Give clay to them to mould into letters of the alphabets or fruit/vegetables.

### Listening Story time with your child

Read a story to your child every day.

Click at the given link to let your child watch stories:

1. Four Friends

<https://www.youtube.com/watch?v=zTk7G73kbHo>

2. भेड़िया और बकरी के सात बच्चों



<https://www.youtube.com/watch?v=PcxNMkX7Tvg>

### Imbibe following social skills in your child:

- Greeting with smile, when someone comes to the house.
- Conversing freely to the visitors/relatives coming over to the house.
- Encourage your child to learn and practice National Anthem, Gayatri Mantra and Morning Prayer – English & Hindi.

**Morning Prayer: Dear God help me spent today  
With a smile on my face,  
Love in my heart,  
Joy in his grace  
And my thinking cap on all day.  
Amen.**

**Note: Do not forget to click picture of your ward's every activity on daily basis and paste it in a A-4 size sheet.**

***Wishing you a Happy Summer***

**Contact at:**

[shikha.sondhiya@academicworld.co.in](mailto:shikha.sondhiya@academicworld.co.in)

[anita.patro@academicworld.co.in](mailto:anita.patro@academicworld.co.in)