



**ACADEMIC WORLD SCHOOL™**  
**BEMETARA**

**SESSION: 2024-25**

## **SUMMER VACATION ASSIGNMENT**

**Grade: PREP-I**



**Name** \_\_\_\_\_ **Class** \_\_\_\_\_ **Section** \_\_\_\_\_

## **GENERAL GUIDELINES:**

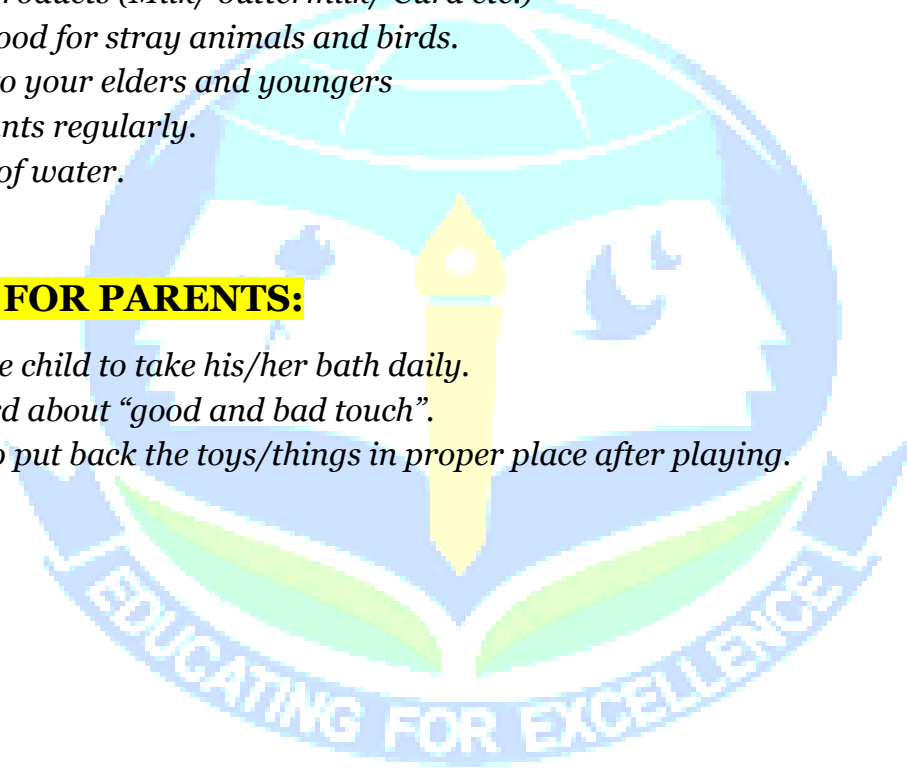
- 1. Submission of Holiday HW : **18th June, 2024**. Marks will be deducted if not submitted by the due date.
- 2. The Holiday Homework can be downloaded from the school's website: [www.academicworld.co.in](http://www.academicworld.co.in) and School's ERP
- 3. For Assignment related queries, do contact the subject teacher via e-mail given underneath every subject assignment.

## **GUIDELINES FOR STUDENTS:**

- Begin and end your day with a prayer with parents.
- Brush your teeth twice a day (Before breakfast and after Dinner)
- Keep your surroundings clean.
- Drink dairy products (Milk/ buttermilk/ Curd etc.)
- Keep water/food for stray animals and birds.
- Give respect to your elders and younger
- Water the plants regularly.
- Drink plenty of water.

## **GUIDELINES FOR PARENTS:**

- Encourage the child to take his/her bath daily.
- Tell your ward about "good and bad touch".
- Guide them to put back the toys/things in proper place after playing.



## Theme- Our Environment

### PREP-I

## Making an alphabet tree

**Things required-** White chart paper-1,  
green craft paper A4 sheets, fevicol, black marker pen




Save Our Environment

### Procedure-

1. Help your child to draw a tree trunk on a chart paper and colour it with brown colour.
2. Help the child to cut 26 leaves with the green craft paper.
3. Student will write alphabets in upper case on the leaves.
4. Students will paste the leaves on the tree trunk.
5. Students will use this craft for daily recapitulation and identification of alphabets.

### Sample picture -



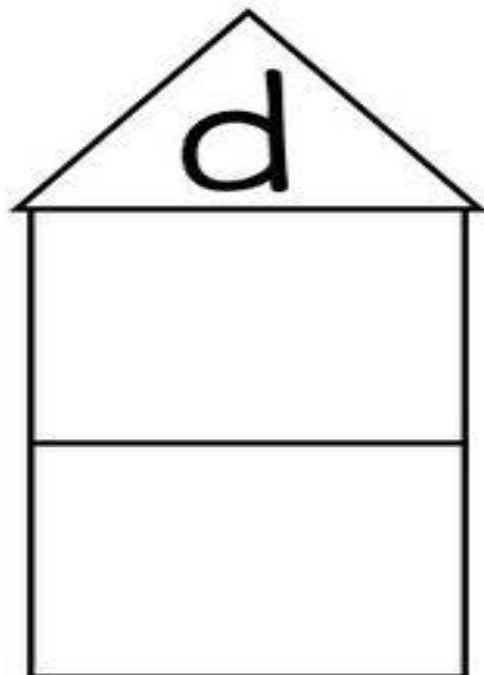
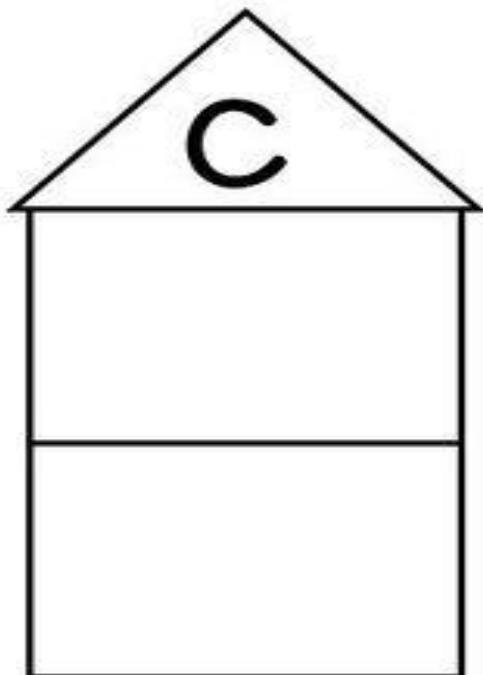
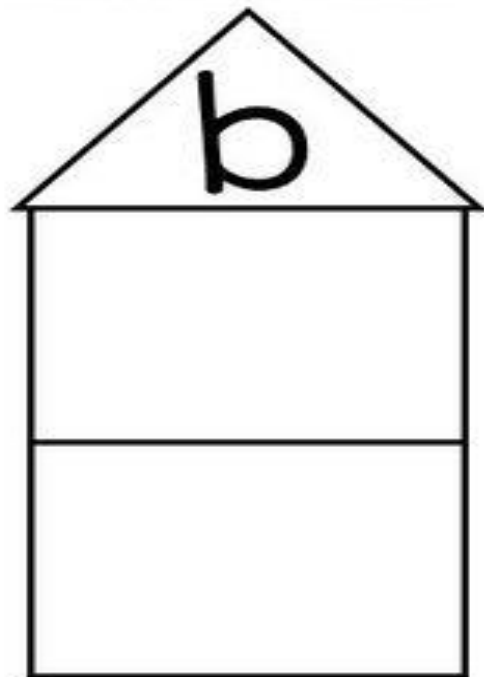
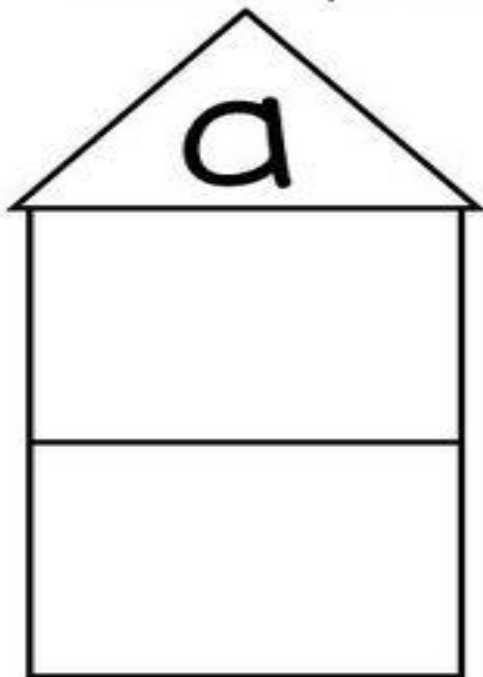
## Worksheet-1

Cut the pictures given in next page and paste them below the correct alphabet.

Name: \_\_\_\_\_

# Beginning Sounds


Paste the pictures in the correct house.



Cut and paste the lower case alphabets next to the upper case alphabets.

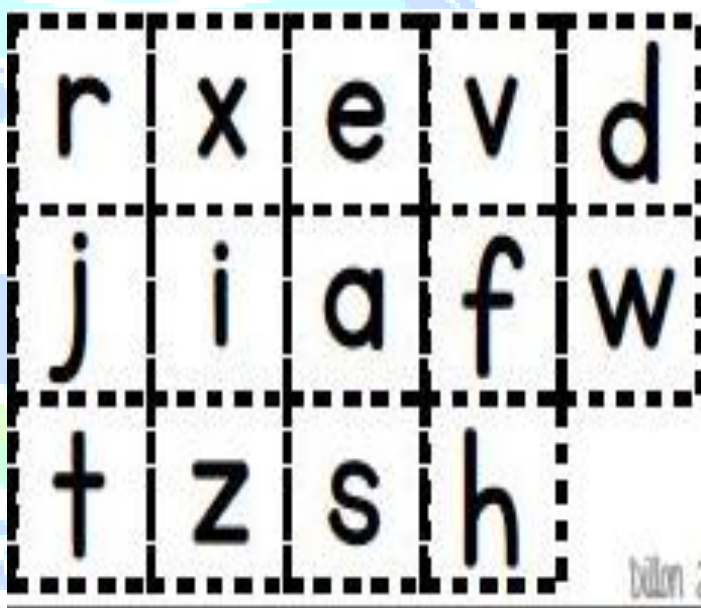
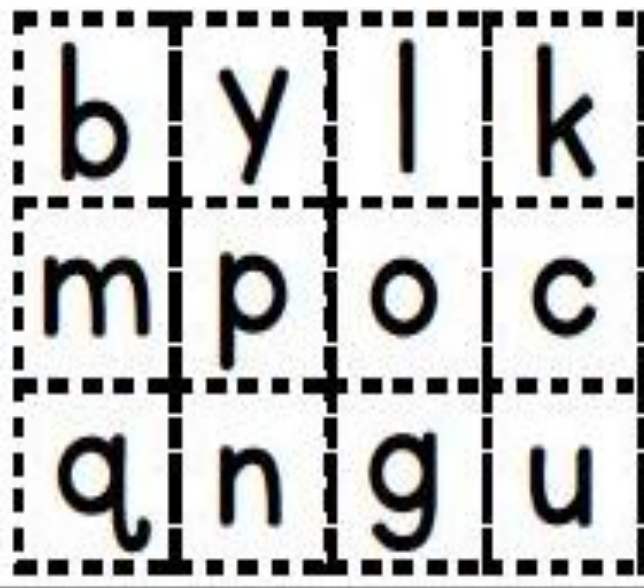

Name \_\_\_\_\_

Directions: Paste the missing letters onto the correct spot!



A		H		O		
B		I		P		
C		J		Q		V
D		K		R		W
E		L		S		X
F		M		T		Y
G		N		U		Z

Cut pictures from here for Worksheet 1 and 2



twinkl



## **NUMERACY**

### **ACTIVITY-1**

## **Create a counting book**

**Things required-** thick sheets of papers A4 size- 10, glue/fevicol, marker/sketch pen and watermelon seeds.

### **Procedure-**

1. Help your child to put all the sheets of paper together and staple to make a small book, create a little page “My counting book” and guide your child to decorate it.
2. Help your child to write numbers on each page using a sketch pen or marker and draw a picture of water melon slice on each page and colour it.
3. Now your child can start sticking the watermelon seeds according to numbers 1-20.

**Sample picture**



# WORKSHEET NO – 1

WRITE THE MISSING NUMBERS  
IN EACH APPLE.




1		3	
	6		
9		11	
	14		16
17			20



## WORKSHEET NO –2

Collect some leaves around you and dip in poster colour to print big leaves in big circle and small leaves in small circle.

**Big**



**Small**

## General Awareness

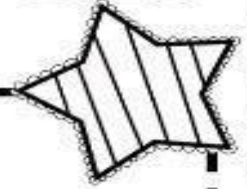
### Worksheet-1

Name and Colour the summer related objects




# ALL ABOUT ME!

**My name is** \_\_\_\_\_



**I am** \_\_\_\_\_



**My name**  
starts with \_\_\_\_\_

**years old**

**My favorite color is** \_\_\_\_\_



**I am a...**

**boy**



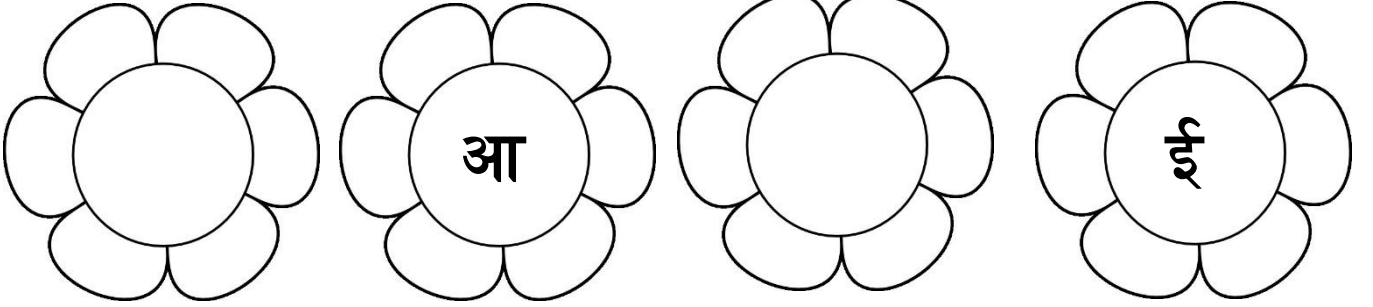
**girl**



## Hindi


### Worksheet-1

खाली स्थान भरकर रंग भरो



## Worksheet-1

बिंदुओं को जोड़कर रंग भरो



## Hands on activity

### Create your caterpillar plant

**Things required-** Recyclable plastic bottles- 5, soil, poster colours, brush for decoration, summer shrubs/herbs (small plants).

#### **Procedure-**

1. Cut the plastic bottles in to half, colour and decorate them as per your choice.
2. Put soil in the bottles.
3. Sow seeds/ plant small shrubs like mint, shoe flower etc.
4. Care your plants and water them regularly
5. Share the picture of the result with your teacher.

#### **Sample picture**





## **Develop the child's fine motor skills by**

- Give clay to them to mould into letters of the alphabets or fruit/vegetables.
- Colouring the pictures
- Open and close their bags/bottles/tiffins.

## **Developing the child's language skills**

Converse in English with your child. Also encourage them to speak in English. Give them small sentences to speak like: -

- I want a glass of water.
- I want to eat a mango.
- Encourage your child to learn and practice National Anthem, Gayatri Mantra and Morning Prayer – English & Hindi.

### **Morning Prayer: Dear God help me spent today**

**With a smile on my face,  
Love in my heart,  
Joy in his grace  
And my thinking cap on all day.  
Amen.**

### **Listening Story time with your child**

Story time with your child

Click at the given link to let your child watch the story:

1. Magic Pot

<https://www.youtube.com/watch?v=ADi7F695d90>

2. तीन मुख पंडित

<https://www.youtube.com/watch?v=eT8Z-zay0Jg>



## **Imbibe following social skills in your child:**

- Greeting with smile, when someone comes to the house.
- Conversing freely to the visitors/relatives coming over to the house.

**Note: Do not forget to click picture of your ward's every activity on daily basis and paste it in a A-4 size sheet.**

***Wishing you a Happy Summer.***

**Contact at:**

**Prep-I Mickey:** [twinkle.kaurpanaich@academicworld.co.in](mailto:twinkle.kaurpanaich@academicworld.co.in)

**Prep-I Donald:** [kanchan.saraswat@academicworld.co.in](mailto:kanchan.saraswat@academicworld.co.in)