



ACADEMIC WORLD SCHOOL™
BEMETARA

SESSION: 2026-27

SUMMER VACATION ASSIGNMENT

Class: NURSERY



Name _____ **Class** _____ **Section** _____

GENERAL GUIDELINES:

- *Submission of Holidays HW: **Immediate after the opening of school.***
- *The Holidays Homework can be downloaded from the School's ERP as well.*
- *For Assignment related queries, do contact the subject teacher via ERP*

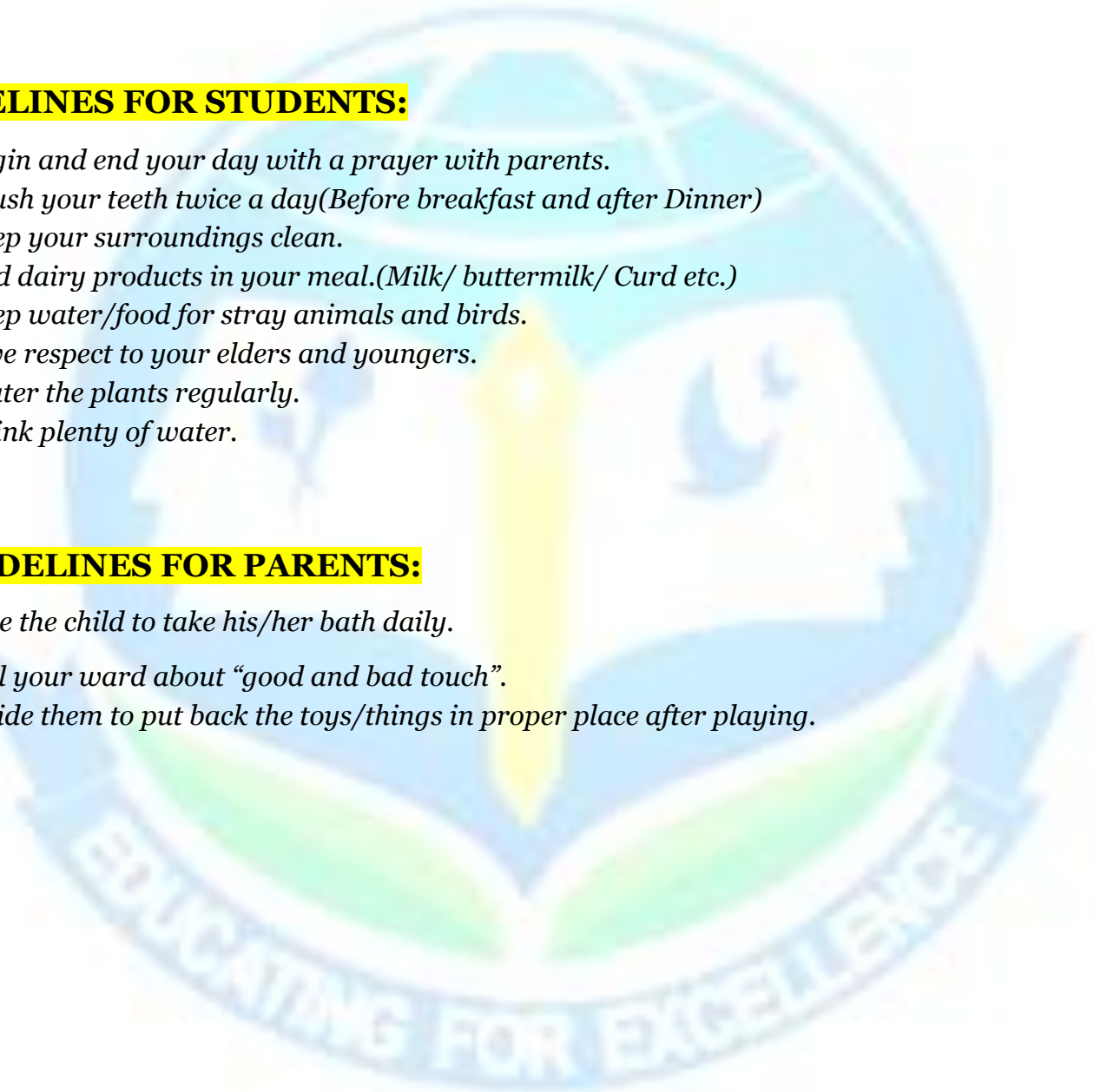
GUIDELINES FOR STUDENTS:

- *Begin and end your day with a prayer with parents.*
- *Brush your teeth twice a day(Before breakfast and after Dinner)*
- *Keep your surroundings clean.*
- *Add dairy products in your meal.(Milk/ buttermilk/ Curd etc.)*
- *Keep water/food for stray animals and birds.*
- *Give respect to your elders and younger.*
- *Water the plants regularly.*
- *Drink plenty of water.*

GUIDELINES FOR PARENTS:

Encourage the child to take his/her bath daily.

- *Tell your ward about “good and bad touch”.*
- *Guide them to put back the toys/things in proper place after playing.*





Day 1

- **Activity**

Activity to develop gross motor skills.

To conduct the walking on line activity, draw a straight line/circle/zig-zag line on the floor using chalk .

Ask the child to stand on a line and walk carefully along the line.

Demonstrate heel-to-toe walking and tell your child to stretch his/her arms for balance.

Encourage him/her not to step outside the line and move slowly.

Once you have completed the activity,

Do -

Worksheet number 1



Day 2

- **Activity**

Activity to develop life skills and eye hand coordination.

During snack time, guide your ward to hold the spoon properly.

Show how to scoop food and bring it to the mouth carefully.



Day 3

- **Activity**

Activity to develop observational and cognitive skills.

Colour Sorting activity

Look around for objects of different colours that we have explored in school like red, yellow, blue and green .Collect them in a basket .Now place different colour sheets on the floor and enjoy sorting the objects as per their colours.

Once you have completed the activity,

Do -

Worksheet number2



Day 4

- **Activity**

Activity to develop life skills and eye hand coordination

Today, try to sort the cutlery .Put all the spoons, forks and knives in their space provided.

Once you have completed the activity,

Do -

Worksheet number 3





Day 5

- **Activity**

Activity to develop creative and observational skills.

Take your ward outside to collect leaves, flowers, or small sticks. Ask him/her to observe shapes and colors. Then let him/her paste these items on paper to create a collage in a creative way on A4 size sheet.



Day 6

- **Activity**

Activity to develop life skills and eye hand coordination.

Help your family to lay the table for dinner time and learn to fold a napkin.



Day 7

- **Activity**

Activity to develop gross motor and cognitive skills.

Move around using your hands, arms, legs and make sounds to pretend like animals.

- Hiss like a snake
- Leap like a frog
- Scratch like a monkey
- Roar like a lion

Once you have completed the activity Do - Worksheet number 4

WORKSHEET – 1




Name:

Class & Section:

Date:

Trace all the circles and colour.








WORKSHEET – 2

Name:

Class & Section:

Date:

Colour the pictures.



WORKSHEET – 3




Name:

Class & Section:

Date:

Colour the plate and the cutlery.






WORKSHEET – 4

Name:

Class & Section:

Date:

Join the dots and colour the lion.



Develop the child's fine motor skills by



- Give clay to them to mould into letters of the alphabets or fruit/vegetables.


Listening Story time with your child

Read a story to your child every day.

Click at the given link to let your child watch stories:

1. The Crocodile & The Monkey

<https://youtu.be/Zt2QDB4hfUQ?si=PQB50NJ4Jr5dZInI>



2. जादुई बकरी

https://youtu.be/OJ4DdwqGw_s?si=E-pKxjxcf_WrKEb

Imbibe following social skills in your child:

- Greeting with smile, when someone comes to the house.
- Conversing freely to the visitors/relatives coming over to the house.
- Encourage your child to learn and practice National Anthem, Gayatri Mantra and Morning Prayer.

Morning Prayer: Dear God help me spent today

**With a smile on my face,
Love in my heart,**

**Joy in his grace
And my thinking cap on all day.
Amen.**

Note: Do not forget to click picture of your ward's every activity on daily basis and paste it in a A-4 size sheet.

Wishing you a Happy Summer.

Contact at:

Nursery Mickey: harsha.singhani@academicworld.co.in

Nursery Mickey: nanda.dulani@academicworld.co.in

Nursery Donald: bhumika.mahant@academicworld.co.in

Nursery Donald: shikha.sondhiya@academicworld.co.in

Note: For any queries related to homework, parents are requested to contact the respective subject teachers via the provided email ID or ERP.

If you do not receive a response from the concerned teacher within one week, kindly forward the same email to headmistress@academicworld.co.in