




**ACADEMIC WORLD SCHOOL™**  
**BEMETARA**

**SESSION: 2026-27**

**SUMMER VACATION ASSIGNMENT**

**CLASS: PREP-I**



**Name** \_\_\_\_\_ **Class** \_\_\_\_\_ **Section** \_\_\_\_\_

## **GENERAL GUIDELINES:**

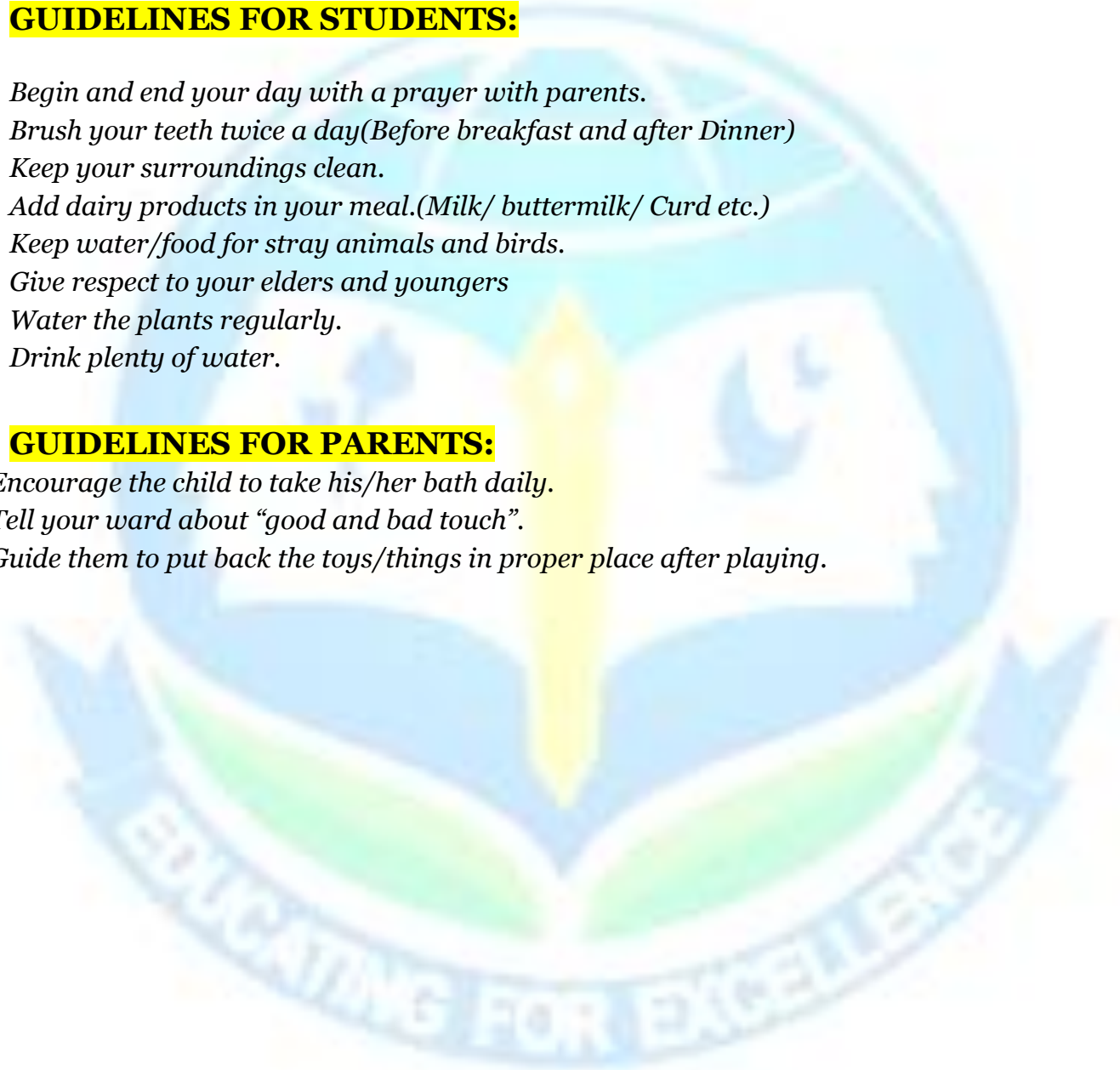
- *Submission of Holidays HW: **Immediate after the opening of school.***
- *The Holidays Homework can be downloaded from the School's ERP as well.*
- *For Assignment related queries, do contact the subject teacher via ERP*

## **GUIDELINES FOR STUDENTS:**

- *Begin and end your day with a prayer with parents.*
- *Brush your teeth twice a day(Before breakfast and after Dinner)*
- *Keep your surroundings clean.*
- *Add dairy products in your meal.(Milk/ buttermilk/ Curd etc.)*
- *Keep water/food for stray animals and birds.*
- *Give respect to your elders and youngers*
- *Water the plants regularly.*
- *Drink plenty of water.*

## **GUIDELINES FOR PARENTS:**

- *Encourage the child to take his/her bath daily.*
- *Tell your ward about “good and bad touch”.*
- *Guide them to put back the toys/things in proper place after playing.*



## Day 1

- **Activity**

**Activity to enhance memory, develop listening and language skills.**

Story time (Your parents will read this story for you. Listen to them attentively.)

Story: **The Farmer and the Well**

<https://youtu.be/npvDw1gCnBc>

Once you have completed the activity do–Worksheet number 1

## DAY 2

- **Activity**

**Activity to develop creativity and fine motor skills**

Get creative by making different structures with waste like pencil shavings and matchsticks.

Material required -

A white A/4 sheet , glue, pencil shavings and matchsticks.







### Day 3

- Activity

**Activity to develop sensory skill.**

Paste the objects of the given textures on the palm cut outs and name them.

“How does it feel?”



## Day 4

- **Activity**

**Activity to develop life skills and eye hand coordination.**

Threading the pasta and making colorful pasta necklace.

Once you have completed the activity  
gift it to your mother.



## Day 5

- **Activity**

**Activity to develop gross motor skills and eye hand coordination**

Ball Fun –


- Take a basket
- Some balls
- Sit at a distance and aim the balls in the basket



Once you have completed the activity  
Do -Worksheet number 2

## Day 6

**Activity to become environmental conscious and develop observational skills.**



Lets keep the birds cool and well-fed this scorching summer. It's a simple way to help nature and enjoy a truly WOW moment. Prepare a bird feeder at home with household items and observe birds eating seeds and drinking water.





## WORKSHEET – 1

Name:

Class & Section:

Date:

Solve the maze. Take the tractor to the farm.






## WORKSHEET – 2

Name:


Class & Section:

Date:

Counting: Colour the lady bugs and paste black bindies to match the given number.




4



6




3



5



1



2






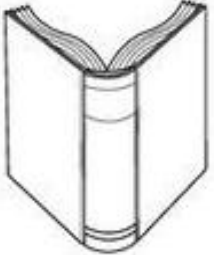
















# WORKSHEET – 3

Name: \_\_\_\_\_

Class & Section: \_\_\_\_\_

Date: \_\_\_\_\_

Colour the pictures related to given sense organs.




## WORKSHEET – 4

Name:

Class & Section:

Date:

Trace the patterns and colour the picture.





## WORKSHEET – 5

Name:

Class & Section:

Date:

Trace the letters

अ	अ	अ	अ	अ	अ	अ
आ	आ	आ	आ	आ	आ	आ
इ	इ	इ	इ	इ	इ	इ
ई	ई	ई	ई	ई	ई	ई
उ	उ	उ	उ	उ	उ	उ
ऊ	ऊ	ऊ	ऊ	ऊ	ऊ	ऊ
ऋ	ऋ	ऋ	ऋ	ऋ	ऋ	ऋ
ए	ए	ए	ए	ए	ए	ए
ऐ	ऐ	ऐ	ऐ	ऐ	ऐ	ऐ
ओ	ओ	ओ	ओ	ओ	ओ	ओ
औ	औ	औ	औ	औ	औ	औ
अं	अं	अं	अं	अं	अं	अं
अः	अः	अः	अः	अः	अः	अः



# WORKSHEET – 6

Name:

Class & Section:

Date:

Trace the letters

Aa Bb Cc Dd Ee

Ff Gg Hh Ii Jj

Kk Ll Mm Nn

Oo Pp Qq Rr Ss

Tt Uu Vv Ww

Xx Yy Zz



## WORKSHEET – 7

Name:

Class & Section:

Date:

1. Cut the circle from this worksheet.
2. Paste it on chart paper and then paste ice-cream stick and write the small letter on it.







## Develop the child's fine motor skills by

- Give clay to them to mould into letters of the alphabets or fruit/vegetables.
- Colouring the pictures
- Open and close their bags/bottles/tiffins.

## Developing the child's language skills

Converse in English with your child. Also encourage them to speak in English. Give them small sentences to speak like: -

- I want a glass of water.
- I want to eat a mango.
- Encourage your child to learn and practice National Anthem, Gayatri Mantra and Morning Prayer – English & Hindi.

**Morning Prayer:** Dear God help me spent today  
With a smile on my face,  
Love in my heart,  
Joy in his grace  
And my thinking cap on all day.  
Amen.

## Listening Story time with your child

Story time with your child

Click at the given link to let your child watch the story:

1. The Proud Rose

[https://youtu.be/vbTNXQvRGpc?si=ugFIN4OZxCm5c9\\_G](https://youtu.be/vbTNXQvRGpc?si=ugFIN4OZxCm5c9_G)

2. घमंडी मोर

<https://youtu.be/qMTr2idiZlo?si=keLUrpLxOg4afIkP>

## Imbibe following social skills in your child:

- Greeting with smile, when someone comes to the house.
- Conversing freely to the visitors/relatives coming over to the house.

**Note:** Do not forget to click picture of your ward's every activity on daily basis and paste it in a A-4 size sheet.

***Wishing you a Happy Summer.***

**Contact at:**

**Prep-I Mickey:** [twinkle.kaurpanaich@academicworld.co.in](mailto:twinkle.kaurpanaich@academicworld.co.in)

**Prep-I Mickey:** [hira.sinha@academicworld.co.in](mailto:hira.sinha@academicworld.co.in)

**Prep-I Donald:** [anita.patro@academicworld.co.in](mailto:anita.patro@academicworld.co.in)

**Prep-I Donald:** [ujjwala.charade@academicworld.co.in](mailto:ujjwala.charade@academicworld.co.in)

**Note:** For any queries related to homework, parents are requested to contact the respective subject teachers via the provided email ID or ERP.

If you do not receive a response from the concerned teacher within one week, kindly forward the same email to [headmistress@academicworld.co.in](mailto:headmistress@academicworld.co.in)

